

## **PURCHASE AGREEMENT FOR UTILITY CREW TRUCKS WITH CRANE**

This Purchase Agreement for Utility Crew Trucks with Crane (“Agreement”) is made and entered into as of \_\_\_\_\_ (“Effective Date”) by and between the City of North Las Vegas, a Nevada municipal corporation (“City”), and Idaho Truck Specialties LLC d/b/a Cobalt Truck Equipment, an Idaho limited liability company (“Provider”).

### **RECITALS**

WHEREAS, the City desires to purchase two utility crew trucks with crane as detailed on Invitation to Bid B-1667 (“Invitation to Bid”), attached hereto as Exhibit A (“Products”).

WHEREAS, the City desires to purchase the Products from Provider as outlined in this Agreement, including Exhibit A and Exhibit B, and Provider agrees to sell and deliver the Products upon the terms and conditions described in this Agreement.

**NOW, THEREFORE**, upon good and valuable consideration, the receipt and sufficiency of which is hereby acknowledged, the City and the Provider agree to the following terms, conditions, and covenants:

### **SECTION ONE RESPONSIBILITY OF PROVIDER**

1.1. The Provider shall perform all of its obligations in the manner set forth in this Agreement including, without limitation, selling the Products to the City at the price and quantity set forth in the Provider’s bid dated May 19, 2022 (“Bid”) attached hereto as Exhibit B, complying with the terms of the Invitation to Bid, attached hereto as Exhibit A, and performing all related additional or incidental tasks necessary to effectuate the intent of this Agreement.

1.2. The Products shall be new and must meet or exceed the technical specifications detailed in the Bid or as otherwise specified by the City.

1.3. The Provider shall ship the Products to a shipping address specified by the City (the “Delivery Location”) F.O.B. Delivery Location as ordered by the City. Provider bears all risk of loss or damage to the Products until delivery of the Products to the City. Title to the Products passes to the City only after delivery and unloading of the Products at the Delivery Location is complete. Delivery of the Products is not complete until such Products have physically been received and accepted by the City.

1.4. The Provider shall furnish all user, instruction, or operator manuals for the Products as applicable.

1.5. The Provider shall furnish copies of all standard product warranties, extended warranties, and service and maintenance agreements for the Products from any manufacturer. To the extent possible, the Provider shall transfer or assign such warranties and agreements upon the request of the City.

1.6. The Provider shall promptly notify the City any time that the Provider fails to meet the requirements of this Agreement and shall, at its own expense, promptly take all actions to come back into compliance with this Agreement. If the Provider performs any additional task without obtaining the City's prior written approval, the Provider does so at its own risk and expense.

1.7. The Provider shall at its own expense comply at all times with all City, State and federal laws, regulations, rules, codes, ordinances and other applicable legal requirements.

## **SECTION TWO PAYMENT AND TERM**

2.1. The term of this Agreement shall commence on the Effective Date and continue until the Products have been delivered and accepted by the City, unless the Agreement is terminated earlier in accordance with the terms herein. The City will pay the Provider for the Products up to an amount not to exceed Five Hundred Fifty-Two Thousand, Seven Hundred Seventy Dollars and 00/100 (\$552,770.00).

2.2. The prices in the Bid will remain in effect for the term of the Agreement. No additional compensation shall be paid and no increase in the time of performance shall be awarded to the Provider without the prior written authorization of the City to proceed with such changes.

2.3. Payment to the Provider shall be made within thirty (30) calendar days after the City receives each invoice from the Provider, provided that such invoice is complete, correct, and undisputed by the City. Upon reconciliation of all errors, corrections, credits, and disputes, payment to the Provider will be paid in full within 30 calendar days. Invoices received without a valid purchase order number will be returned unpaid. The Provider shall submit the original invoice to:

City of North Las Vegas Finance Department  
Attention: Accounts Payable  
2250 Las Vegas Blvd., North, Suite 700  
North Las Vegas, NV 89030

## **SECTION THREE REPRESENTATIONS AND WARRANTIES**

3.1. Provider represents and warrants for the benefit of City, in addition to any other representations and warranties made in this Agreement, with the knowledge and expectation of City's reliance thereon, as follows:

3.1.1. Provider is a duly formed and validly existing limited liability company and is in good standing pursuant to the laws of the State of Nevada and has the full power, authority and legal right to execute, deliver and perform under this Agreement.

3.1.2. The Products are now and shall be at the time of delivery free from any security interest, lien, or other encumbrance.

3.1.3. Provider is financially solvent, able to pay its debts as they mature, and possessed of sufficient working capital to perform all of its obligations under this Agreement.

3.2. The representations and warranties made by Provider survive the termination or expiration of the Agreement.

#### **SECTION FOUR INSURANCE**

Provider shall obtain and maintain, at its expense, the following insurance coverage for all work related to the performance of this Purchase Agreement: commercial general liability insurance, automobile liability insurance, worker's compensation insurance, and employers' liability insurance. While a copy of the Provider's insurance certificate is not immediately required, the City reserves the right to request a copy of the Provider's insurance certificate at any time during the Term of the Agreement. It is the Provider's responsibility to produce the insurance certificate upon the City's request.

#### **SECTION FIVE TERMINATION**

The City may terminate this Agreement at any time with or without cause upon notice to the Provider, and the City shall have no liability to the Provider for such termination except that the City shall pay the Provider for the reasonable value of the Products provided by the Provider to City up through and including the date of termination, provided that the Provider, within thirty (30) days following the date of the City's termination notice, submits an invoice for such Products in a form reasonably acceptable to the City and such invoice is supplemented by such underlying source documentation as is reasonably requested by the City.

#### **SECTION SIX INDEMNIFICATION**

Notwithstanding any of the insurance requirements or limits of liability set forth herein, the Provider shall defend, protect, indemnify, and hold harmless the City, and its officers, agents, and employees, from any liabilities, claims, damages, losses, expenses, proceedings, suits, actions, decrees, judgments, reasonable attorneys' fees, and court costs which the City suffers, and/or its officers, agents or employees suffer, as a result of, or arising out of, the negligent or intentional acts or omissions of the Provider, its agents, and employees, or anyone employed by any of them, in fulfillment or performance of the terms, conditions or covenants of this Agreement including, without limitation, compliance with the terms of Exhibit A, and Exhibit B. This Section shall survive the termination or expiration of this Agreement until such time as the applicable statutes of limitation expire.

## **SECTION SEVEN NOTICES**

7.1. All notices, demands and other instruments required or permitted to be given pursuant to this Agreement shall be in writing and be deemed effective upon delivery in writing if served by personal delivery, by overnight courier service, by facsimile or by overnight express mail, or upon posting if sent by registered or certified mail, postage prepaid, return receipt requested, and addressed as follows:

To City:	City of North Las Vegas Attention: Joy Yoshida 2250 Las Vegas Blvd., North, Suite 820 North Las Vegas, NV 89030 Phone: 702-633-1745
To Provider:	Idaho Truck Specialties d/b/a Cobalt Truck Equipment Attention: Onecimo Coronel 1607 Industrial Road Las Vegas, NV 89102 Phone: 702-370-1553 Email: <a href="mailto:ocoronel@cobalttruck.com">ocoronel@cobalttruck.com</a>

7.2. The address to which any notice, demand or other writing may be delivered to any party as above provided may be changed by written notice given by such party as above provided.

## **SECTION EIGHT SAFETY**

8.1. Obligation to Comply with Applicable Safety Rules and Standards. Provider shall ensure that it is familiar with all applicable safety and health standards promulgated by state and federal governmental authorities including, but not limited to, all applicable requirements of the Occupational Safety and Health Act of 1970, including all applicable standards published in 29 C.F.R. parts 1910, and 1926 and applicable occupational safety and health standards promulgated under the state of Nevada. Provider further recognizes that, while Provider is performing any work on behalf the City, under the terms of this Agreement, Provider agrees that it has the sole and exclusive responsibility to assure that its employees and the employees of its subcontractors comply at all times with all applicable safety and health standards as above-described and all applicable City safety and health rules.

8.2. Safety Equipment. Provider will supply all of its employees and subcontractors with the appropriate safety equipment required for performing functions at the City facilities.

## **SECTION NINE MISCELLANEOUS**

9.1. Nevada and City Law. The laws of the State of Nevada and the North Las Vegas Municipal Code shall govern the validity, construction, performance and effect of this Agreement, without regard to conflicts of law. The parties to this Agreement consent to the jurisdiction of any court of competent jurisdiction in Clark County, Nevada to adjudicate any dispute related to this Agreement or actions to enforce or interpret the terms of this Agreement.

9.2. Assignment. Any attempt to assign this Agreement by the Provider without the prior written consent of the City shall be void.

9.3. Non-Waiver. The failure to enforce or the delay in enforcement of any provision of this Agreement by a party shall in no way be construed to be a waiver of such provision or right unless such party expressly waives such provision or right in writing.

9.4. Partial Invalidity. If any term of this Agreement should be held by a court of competent jurisdiction to be invalid, void or unenforceable, all provisions not held invalid, void or unenforceable, shall continue in full force and effect.

9.5. Controlling Agreement. To the extent any of the terms or provisions in the Quote conflict with this Agreement, the terms and provisions of this Agreement shall govern and control. Any additional, different or conflicting terms or provisions contained in Provider's Quote or any other written or oral communication from Provider shall not be binding in any way on the City whether or not such terms would materially alter this Agreement, and the City hereby objects thereto.

9.6. Attorneys' Fees. In the event any action is commenced by either party against the other in connection with this Agreement, the prevailing party shall be entitled to its costs and expenses, including reasonable attorneys' fees, as determined by the court, including without limitation, fees for the services of the City Attorney's Office. This Section 9.6 shall survive the completion of this Agreement until the applicable statutes of limitation expire.

9.7. Entire Agreement. This Agreement constitutes the entire agreement between the parties and supersedes all prior representations, agreements and understandings of the parties. No addition to or modification of this Agreement shall be binding unless executed in writing by the parties hereto.

9.8. Time of Essence. Time is of the essence in the performance of this Agreement.

9.9. Shipping. The Products are to be packaged in a manner that assures they are protected against deterioration and contamination. All shipments are to meet applicable D.O.T. Regulations. Serial numbers noted on the packing slip must match the serial number of the actual goods shipped. Incorrect or questionable documentation of serial numbers may result in shipment rejection. Shipments rejected due to Provider error will be returned solely at Provider's cost.

9.10. Inspection. An authorized representative of the City will inspect the Products at time of delivery. If deficiencies are detected, the Products may be rejected and the Provider will be required to make necessary repairs, corrections, or replacements. Payment and/or commencement of a discount period will not be made until the corrective action is made, the Products are re-inspected and accepted.

9.11. Further Assurances. The Provider shall execute and deliver all such documents and perform such acts as are reasonably requested by the City to complete its obligations under this Agreement.

9.12. Effect of Agreement Termination. In the event this Agreement is terminated, all rights and obligations of the parties hereunder shall cease, other than indemnity obligations and matters that by their terms survive the termination hereof.

9.13. Fiscal Funding Out. The City reasonably believes that sufficient funds can be obtained to make all payments during the term of this Agreement. Pursuant to NRS Chapter 354, if the City does not allocate funds to continue the function performed by the Provider under this Agreement, this Agreement will be terminated when appropriated funds expire.

9.14. Public Record. Pursuant to NRS 239.010 and other applicable legal authority, each and every document provided to the City may be a "Public Record" open to inspection and copying by any person, except for those documents otherwise declared by law to be confidential. The City shall not be liable in any way to the Provider for the disclosure of any public record, including but not limited to documents provided to the City by the Provider. In the event the City is required to defend an action with regard to a public records request for documents submitted by the Provider, the Provider agrees to indemnify, hold harmless, and defend the City from all damages, costs, and expenses, including court costs and reasonable attorney's fees related to such public records request. This section 8.14 shall survive the expiration or early termination of the Agreement.

9.15. Electronic Signatures. For purposes of this Agreement, the use of facsimile, email or other electronic medium shall have the same force and effect as original signatures.

9.16. Federal Funding. Supplier certifies that neither it nor its principals are presently debarred, suspended, proposed for debarment, declared ineligible, in receipt of a notice of proposed debarment or voluntarily excluded from participation in this transaction by any federal department or agency. This certification is made pursuant to the regulations implementing Executive Order 12549, Debarment and Suspension, 28 C.F.R. pt. 67, § 67.510, as published as pt. VII of the May 26, 1988, Federal Register (pp. 19160-19211), and any relevant program specific regulations. This provision shall be required of every subcontractor receiving any payment in whole or in part from federal funds.

9.17. Boycott of Israel. Pursuant to NRS 332.065(4), Provider certifies that the Provider is not currently engaged in a boycott of Israel, and Provider agrees not to engage in a boycott of Israel during the Term.

**IN WITNESS WHEREOF**, the City and the Provider have caused this Agreement to be executed as of the day and year first above written.

City of North Las Vegas,  
a Nevada municipal corporation

Idaho Truck Specialties LLC,  
an Idaho limited liability company

By: \_\_\_\_\_  
John J. Lee, Mayor

By:  \_\_\_\_\_  
Title: Territory Manager  
Name: Onecimo Coronel

Attest:

By: \_\_\_\_\_  
Jackie Rodgers, City Clerk

Approved as to Form:

By: \_\_\_\_\_  
Micaela Rustia Moore, City Attorney

Exhibit A

Invitation to Bid – BID B-1667

Please see attached page(s).



Mayor  
**John J. Lee**

City Manager  
**Ryann Juden**

Council Members  
**Scott Black**  
**Pamela A. Goynes-Brown**  
**Isaac E. Barron**  
**Richard J. Cherchio**



**Finance Department**  
Purchasing Department  
2250 Las Vegas Boulevard, North · Suite #710 · North Las Vegas, Nevada 89030  
Telephone: (702) 633-1745 · Fax: (702) 669-3328 · TDD: (800) 326-6868  
[www.cityofnorthlasvegas.com](http://www.cityofnorthlasvegas.com)

**April 28, 2022**

**CITY OF NORTH LAS VEGAS**  
**INVITATION TO BID**  
**BID B-1667 Utility Crew Truck with Crane**

Bids will be received electronically only through the Nevada Gov eMarketplace (NGEM) System at [www.ngemnva.com](http://www.ngemnva.com) until **May 19, 2022 at 10:00 A.M. local time** (the "Bid Due Date"). **A Bid opening will be held on a conference call via Google Meet, Telephone# 304-918-0702, Meeting Pin# 940 597 506# on the Bid Due Date.**

An optional Pre-Bid Meeting will be held on **May 5, 2022 at 10:00 a.m. local time** via Google Meet conference call, **Telephone # 417-567-3208, Meeting Pin# 537 545 285#**. The purpose of this meeting is to discuss the Invitation to Bid requirements and answer any questions or concerns. Any and all questions asked during this meeting must be sent via email or submitted in NGEM at the conclusion of the Pre-Bid Meeting.

All questions or concerns must be submitted electronically in the NGEM System or via e-mail to Joy Yoshida, Buyer, at [yoshidaj@cityofnorthlasvegas.com](mailto:yoshidaj@cityofnorthlasvegas.com). The cut-off time for all questions is **May 12, 2022, at 12:00 p.m. local time**. All questions received will be consolidated and answered AFTER the question cut off period via Addendum on NGEM. Any questions received after the question cut off period will not be answered.

Bid documents may be accessed at [www.ngemnva.com](http://www.ngemnva.com) or on the City of North Las Vegas Purchasing Web Page (listed above). The City reserves the right to reject any and all Bids, waive any informality or technicality, or to otherwise accept Bids deemed in the best interest of the City.

***Joy Yoshida***

---

Joy Yoshida  
Buyer

Published in the Las Vegas Review Journal  
(April 28, 2022)

**CITY OF NORTH LAS VEGAS INVITATION TO BID  
BID B-1667 Utility Crew Truck with Crane**

**1. PUBLIC RECORDS:**

The Bid documents and all Bids submitted in response thereto are public records. You are cautioned not to put any material into the Bid that is proprietary in nature. The City is a public agency as defined by state law. As such, it is subject to the Nevada Public Records Law (Chapter 239 of the Nevada Revised Statutes). The City's Records are public records, which are subject to inspection and copying by any person, unless declared by law to be confidential.

**2. PERFORMANCE OF WORK:**

The selected Respondent shall perform all work as may be necessary to complete the Contract in a satisfactory and acceptable manner, and unless otherwise provided, shall furnish all transportation, materials, equipment, labor and incidentals necessary to complete the project.

**3. FORM OF CONTRACT:**

Execution of the Contract by all named parties will authorize delivery of goods obtained under this Invitation to Bid.

**4. ELECTRONIC BID THROUGH NGEM SYSTEM:**

Bids must be submitted online through the Nevada Government eMarketplace (NGEM). The NGEM System is an electronic bidding system used by a consortium of local government entities in Nevada for supplier registration and the submission of electronic bids and proposals. The NGEM System is available at [www.ngemnva.com](http://www.ngemnva.com). There is no cost for any Respondent to use the NGEM System, however, all Respondents must register prior to gaining access to see the details of any solicitation and to submit a bid or proposal online. All Bids must be submitted on the NGEM System no later than the Bid Due Date and time. Per the Terms of Use of the NGEM System, Bids may not be submitted after the Bid Due Date, and the server clock will govern.

**5. EXPLANATION TO RESPONDENT:**

Any explanations desired by Respondent regarding the meaning or interpretation of specifications must be requested in writing and with sufficient time allowed for a reply to reach Respondent before submission of their Bid. Oral explanations given before the award of the contract will not be binding. Any written interpretation made will be furnished to all Respondents and its receipt by the Respondent will be acknowledged. Interpretation of the meaning of the plans, specifications, or other pre-Bid documents will not be binding if presented to any Respondent orally. Every request for such interpretation should be in writing addressed to Joy Yoshida, Buyer at [yoshidaj@cityofnorthlasvegas.com](mailto:yoshidaj@cityofnorthlasvegas.com). Any and all such interpretations and any supplemental instructions deemed necessary will be in the form of a written addendum to the specifications which, if issued, will be posted on NGEM. Failure of any Respondent to receive any such addendum or interpretation shall not relieve such Respondent from any obligation under these Bid documents as submitted. All addenda issued shall become part of the Bid documents.

**6. METHOD OF EVALUATION AND AWARD OPTIONS:**

The evaluation of this Bid will be conducted by City personnel. The City will award this Bid to the Respondent(s) that submits the lowest responsive and responsible Bid deemed to be in the City's best interest. The City reserves the right to reject all Bids. Pursuant to NRS 332.065(4), the City shall not enter into a contract with a Respondent to this Bid unless the contract includes the written certification that the company is not currently engaged in, and agrees for the duration of the contract not to engage in, a boycott of Israel.

**7. ASSIGNMENT OF CONTRACTUAL RIGHTS:**

It is agreed that the Contract must not be assigned, transferred, conveyed, or otherwise disposed of by either party in any manner, unless approved in writing by the other party or unless otherwise allowed pursuant to NRS 332.095(2). The Respondent will be an independent contractor for all purposes and no agency, either expressed or implied, exists.

**8. CONDITIONS OF BID SUBMITTAL:**

- (a) The Bid must be signed by a duly authorized official of the proposing firm or company submitting the Bid.
- (b) No Bid will be accepted from any person, firm, or corporation that is in arrears for any obligation to the City, or that otherwise may be deemed irresponsible or unresponsive by City staff or City Council.
- (c) No Bid will be accepted from any person, firm, or corporation if that person, firm, or corporation or any of its principals are debarred, suspended, proposed for debarment, declared ineligible or voluntarily excluded from transactions with any federal or state department or agency. By signing and submitting a Bid to the City, the Respondent certifies that no current suspension or debarment exists.
- (d) All Bids shall be prepared in a comprehensive manner as to content, but no necessity exists for expensive binders or promotional material.

**9. BID PROTESTS:**

The City will publish the Recommendation of Award Notification on NGEM. . Any Respondent may file a notice of protest regarding the proposed award of the Contract by the North Las Vegas City Council. Respondents will have five (5) business days from the date the Recommendation of Award is published to submit the written protest to the City Clerk. The written protest must include a statement setting forth, with specificity, the reasons the person filing the protest believes that applicable provisions of the Bid documents or law were violated. At the time a notice of protest is filed, the person filing such notice of protest shall post a bond with a good and solvent surety authorized to do business in the State of Nevada, and supply it to the City Clerk. The bond posted must be in an amount equal to the lesser of: (i) twenty-five percent (25%) of the total value of the Bid submitted by the person filing the notice of protest; or (ii) two hundred fifty thousand dollars (\$250,000).

A notice of protest filed in accordance with this section shall operate as a stay of action in relation to the award of the Contract until a determination is made by the North Las Vegas City Council. A person who makes an unsuccessful Bid may not seek any type of judicial intervention until after the North Las Vegas City Council has made a determination on the notice of protest and awarded the contract. Neither the City nor any authorized representative of the City is liable for any costs, expenses, attorney's fees, loss of income, or other damages sustained by a person who submits a Bid, whether or not the person files a notice of protest pursuant to this section.

If a protest is upheld, the bond posted and submitted with the notice of protest will be returned to the person who posted the bond. If the protest is rejected, a claim may be made against the bond by the City in an amount equal to the expenses incurred by the City because of the unsuccessful protest.

**10. LICENSES:**

All Respondents must provide a copy of all appropriate licenses in accordance with the laws of the State of Nevada, prior to submission of Bids for this project. Upon award, the successful Respondent will be required to obtain a North Las Vegas Business License.

**11. PUBLIC OPENING:**

Bids received will be opened and the name of the Respondent's company will be read via conference call at the time and place indicated in the Bid documents. Respondents, their authorized

agents, and the public are invited to call in. No responsibility will attach to any City official or employee for the pre-opening of, or the failure to open, a Bid not properly addressed or identified.

**12. TERM OF THE CONTRACT:**

The Contract shall have a term of until Utility Crane Truck has been delivered to the City.

**13. INSURANCE:**

Provider shall obtain and maintain, at its expense, the following insurance coverage for all work related to the performance of this Purchase Agreement: commercial general liability insurance, automobile liability insurance, worker's compensation insurance; and employers' liability insurance.

**14. INDEMNITY:**

The successful Respondent agrees to defend, indemnify, and hold the City, its officers, agents, and employees, harmless from any and all liabilities, causes of action, claims, damages, losses, expenses, proceedings, actions, judgements, reasonable attorneys' fees, and court costs which the City suffers or its officers, agents, or employees suffer, as a result of, or arising out of, the negligent or intentional acts or omissions of Respondent, its subcontractors, agents, and employees, in the fulfillment or performance of the work described herein until such time as the applicable statutes of limitation expire.

**15. PROVISIONS PROVIDED BY LAW:**

Each and every provision and clause required by law to be inserted in the Contract shall be read and enforced as though it were included herein, and if through mistake or otherwise any such provision is not inserted, or is not correctly inserted, then upon the application of either party the Contract forthwith shall be physically amended to make such insertion or correction. The Respondent's attention is directed to the fact that all applicable city, county, state, and federal laws, and the rules and regulations of all authorities having jurisdiction over the project shall apply to the Contract throughout its duration and such laws, rules, and regulations will be deemed to be included in the Contract the same as though they had been written out in full herein.

**16. ADDENDA INTERPRETATIONS:**

If it becomes necessary to revise any part of this Bid, a written or electronic addendum will be provided publicly. The City is not bound by any oral clarifications changing the scope of work for this project.

**17. CANCELLATION OF CONTRACT:**

The City reserves the right to cancel the award or execution of any contract at any time before the Contract has been approved by the City Council without any liability or claims thereof against the City.

**18. TERMINATION FOR CONVENIENCE:**

The City shall have the right at any time to terminate further performance of the Contract, in whole or in part, for any reason whatsoever (including no reason). Such termination shall be effected by written notice from the City to the Respondent, specifying the extent and effective date of the termination. On the effective date of the termination, the successful Respondent shall terminate all work and take all reasonable actions to mitigate expenses. The successful Respondent shall submit a written request for incurred costs for services performed through the date of termination within 30 days of the date of termination. All requests for reimbursement of incurred costs shall include substantiating documentation requested by the City. In the event of such termination, the City agrees to pay the successful Respondent, thirty days after receipt of a correct, adequately documented written request. The City's sole liability under this Paragraph is for payment of the costs for the services requested by the City and actually performed by the successful Respondent.

19. **TAXES:**  
The City is exempt from state, retail, and federal excise taxes. The Bid price must be net, exclusive of taxes.
20. **EXCEPTIONS:**  
Each Respondent must list on a separate document any exceptions to specifications and attach it to their Bid. Exceptions, deviations, or contingencies requested in Respondent's bid response, while possibly necessary in the view of the Respondent, may result in lower scoring or disqualification of a Bid response. **A template of the City of North Las Vegas Purchase Agreement is attached in Exhibit F. Any and all exceptions to this document must be declared at the time of submission.**
21. **FISCAL FUNDING OUT:**  
In the event the City fails to appropriate funds for the performance of the Contract, the Contract will terminate once the existing funds have been exhausted.
22. **LIMITATION OF FUNDING:**  
The City reserves the right to reduce estimated or actual quantities, in whatever amount necessary, without prejudice or liability to the City, if funding is not available or if legal restrictions are placed upon the expenditure of monies for the services required under the Contract.
23. **ESCALATION:**  
Prices may not be increased during the term of the Contract.
24. **AUDIT OF RECORDS:**
- (a) The successful Respondent agrees to maintain financial records pertaining to all matters relative to this Bid in accordance with standard accounting principles and procedures and to retain all records and supporting documentation applicable to this Bid for a period of three (3) years after completion of this Bid and any subsequent extensions thereof. All records subject to audit findings shall be retained for three (3) years after such findings have been resolved. In the event the successful Respondent goes out of existence, the successful Respondent shall turn over to the City all of its records relating to this Bid. The successful Respondent agrees to give the City access to records immediately upon request.
  - (b) The successful Respondent agrees to permit the City or the City's designated representative(s) to inspect and audit its records and books relative to this Bid at any time during normal business hours and under reasonable circumstances and to copy and/or transcribe any information concerning successful Respondent's operation hereunder, at the City's discretion. The successful Respondent further understands and agrees that said inspection and audit would be exercised upon written notice. If the successful Respondent or its records and books are not located within Clark County, Nevada, and in the event of an inspection and audit, successful Respondent agrees to deliver the records and books or have the records and books delivered to the City or the City's designated representative(s) at an address within the City as designated by the City. If the City or the City's designated representative(s) finds that the records and books delivered by the successful Respondent are incomplete, the successful Respondent agrees to pay the City's or the City's representative(s)' costs to travel (including travel, lodging, meals, and other related expenses) to the successful Respondent's offices to inspect, audit, retrieve, copy and/or transcribe the complete records and books. The successful Respondent further agrees to permit the City or the City's designated representatives to inspect and audit, as deemed necessary, all records of this project relating to finances, as well as other records including performance records that may be required by relevant directives of funding sources of the City.

- (c) If, at any time during the term of this Bid, or at any time after the expiration or termination of the Bid, the City or the City's designated representative(s) finds the dollar liability is less than payments made by the City to the successful Respondent, the successful Respondent agrees that the difference shall be either: (i) repaid immediately by the successful Respondent to the City or (ii) at the City's option, credited against any future billings due the successful respondent.
- (d) The successful Respondent must assert its right to an adjustment under this clause within 30 days from the date of receipt of the written order; however, if the City decides that the facts justify, the City may receive and act upon an invoice submitted before final payment of the Bid.
- (e) The successful Respondent shall provide current, complete, and accurate documentation to the City in support of any equitable adjustment. Failure to provide adequate documentation, within a reasonable time after a request from the City will be deemed a waiver of the successful respondent's right to dispute.

**25. INDEPENDENT CONTRACTOR:**

In the performance of services under the Contract, the successful Respondent and any other persons employed by it shall be deemed to be an independent contractor and not an agent or employee of the City. The City shall hold the successful respondent company ("Company") as the sole responsible party for the performance of the Contract. The Respondent shall maintain complete control over its employees. Nothing contained in this Invitation to Bid, the Contract, or awarded by the City shall create a partnership, joint venture, or agency. Neither party shall have the right to obligate or bind the other party in any manner to any third party. The Contract may not be subcontracted.

**26. COMPANY PERSONNEL:**

The successful Respondent is solely responsible for the supervision and control of its staff performing work under the Contract; however, the City reserves the right to request removal from its premises the successful Respondent's "on site" staff personnel for just cause, and the successful Respondent shall take reasonable action to comply with the request. Upon award of the Contract, a listing of all personnel authorized to participate in the awarded program shall be submitted and included as part of the executed agreement. The successful Respondent (and employees performing work) may be required to go through a City Background check which can be coordinated with the City's HR department if the successful Respondent will be performing work on City Property or have access to the City's network or data. Successful Respondent shall be notified during the contract phase what background check requirements apply to the contract.

**27. KEY PERSONNEL:**

The City designates Joy Yoshida, Buyer, as the responsible party for managing this Bid Advertisement. She can be reached at 702-633-1745 or at [yoshidaj@cityofnorthlasvegas.com](mailto:yoshidaj@cityofnorthlasvegas.com) and is available Monday through Thursday from 6:30 am to 4:00 pm.

The City also designates Kenneth T. Malley, Assistant Manager Fleet Operations, as the project manager for this service. He can be contacted at 702-633-1623 or at [malleyk@cityofnorthlasvegas.com](mailto:malleyk@cityofnorthlasvegas.com) and is available Monday through Thursday from 5:30am to 3pm.

The cutoff date for any questions regarding this is **May 12, 2022, at 12:00 p.m. Local Time. Any questions submitted beyond this cut off time will not be answered.**

**CITY OF NORTH LAS VEGAS  
INVITATION TO BID  
BID B-1667 Utility Crew Truck with Crane**

**DEFINITIONS**

**Bid** - document submitted by Respondent in NGEM to the City of North Las Vegas offering the product or service that meets the requested specifications. Respondent will fill out the bid document with their price offering and complete all required documents

**Certificates of Insurance** – a document issued by an insurance company/broker that is used to verify the existence of insurance coverage under specific conditions granted to listed individuals. This document should list the effective date of the policy, the type of insurance coverage provided and the type and dollar amount of applicable liability and shall list the City of North Las Vegas, its public officials, officers, employees, agents, and volunteers, as an additional insured.

**City** - the City of North Las Vegas.

**City Attorney** – the lawyer employed by the City, who is legally appointed as legal counsel to transact business on the City's behalf.

**City Clerk** - a public officer charged with recording the official proceedings and vital statistics of the City.

**City Council** - the legislative body that governs the city.

**City Manager** - a person not publicly elected but appointed by the City Council to manage the City.

**City Records** - information, minutes, files, accounts or other records which the City is required to maintain, and which must be accessible to scrutiny by the public.

**City Staff** - any person currently employed by the City.

**Contract** – the written agreement between the City and the Respondent selected by the City as having the best Proposal, as approved by City Council and fully executed by the parties.

**Invitation to Bid** - the official legal published advertisement of the bid requirements.

**Key Personnel** - defined City employees listed in Paragraph 27.

**Pre-Bid Meeting** – a meeting that Respondent may attend to have the project requirements defined. This allows the Respondent to ask questions necessary to enable Respondent to provide a bid.

**Nevada Public Records Law** – as defined in NRS Chapter 239.

**Purchasing Department** – Department that reviews the bids for compliance to specifications, reviews the pricing, and awards the bid to the most responsive and responsible Respondent.

**Recommendation of Award Notification** – notification to the general public the City has recommended a Respondent who has been selected based on having the best bid/proposal by meeting the Criteria listed in the bid/Proposal documents. This Recommendation of Award goes to the City Council and upon City Council approval will be selected to fulfill the requirements as outlined in the bid.

**Representative** – person who represents a company and compiles questions to enable the company to submit a bid that accurately identifies the City's requirements.

**Respondent** – Vendor who offers the requested product or service to the City on the official bid document.

**Subcontractor** – a person who, or business that, contracts to provide some service or material necessary for the performance of another's contract.



**CITY OF NORTH LAS VEGAS  
INVITATION TO BID  
BID B-1667 Utility Crew Truck with Crane**

**SCOPE OF WORK**

**1. Scope of Work:**

It is the intent of these specifications to provide, as nearly as possible, a vehicle that will conform to specifications suitable for rugged, continual service by the City of North Las Vegas, Nevada. The vehicles or equipment shall be new and unused and comply with all minimum specifications contained herein. The vehicle or equipment shall comply with all Federal Department of Transportation, State of Nevada Occupational Safety and Health Act, Emission Control Standards for Nevada, and all safety standards in effect at time of delivery to the City of North Las Vegas.

The City reserves the right to purchase additional truck(s) after award of the contract. The additional request will be made via an amendment to the Contract. The Contractor must provide the truck at the price listed in the bid submission.

SPECIFICATIONS	
SPECIFICATION NO.1 GENERAL	<ul style="list-style-type: none"><li>➤ Class 7 Conventional</li><li>➤ Crew cab</li><li>➤ GVWR 33,000 lbs</li><li>➤ Front axle: 12,000 lb GAWR</li><li>➤ Rear axle: 21,000 lb GAWR</li><li>➤ 4 x 2</li></ul>
SPECIFICATION NO. 2 ENGINE & EQUIPMENT	<ul style="list-style-type: none"><li>➤ Cummins Diesel 325 hp minimum with 750 lb-ft of torque @ 1800 rpm</li><li>➤ Air cleaner-dry type</li><li>➤ Engine warning / shut down including warning light and chime. Engine protection shut down must be enabled</li><li>➤ Fuel/water separator</li><li>➤ Oil cooler-integral</li><li>➤ Air restriction indicator</li><li>➤ Alternator 150 amp minimum</li><li>➤ Single Horizontal exhaust</li></ul>
SPECIFICATION NO. 3 TRANSMISSION & EQUIPMENT	<ul style="list-style-type: none"><li>➤ Allison 3500 RDS series automatic matched to engine HP and torque. Left side PTO capable with ability to drive crane, compressor and hydraulic tool circuit without overheating. PTO port must be accessible for mounting PTO with direct mount pump. Transmission shall be equipped with low oil level sensor. Push-button control.</li><li>➤ Must be capable of 75 MPH highway speeds @ approximately 1800 RPM</li><li>➤ Transmission shall be auto neutral when PTO is engaged.</li></ul>
SPECIFICATION NO. 4 FRONT AXLE & SUSPENSION	

<ul style="list-style-type: none"> <li>➤ Tubeless radial w/11R22.5</li> <li>➤ I Beam type</li> <li>➤ 12,000 lbs rating</li> <li>➤ Parabolic Taper Leaf Shackle Type with Shock Absorbers</li> </ul>
<p>SPECIFICATION NO. 5</p> <p>REAR AXLE &amp; SUSPENSION</p> <ul style="list-style-type: none"> <li>➤ 21,000 lbs rear axle capacity</li> <li>➤ Axle ratio:4.56 - capable of 75 mph highway speeds @ approximately 1800 engine RPM</li> <li>➤ Vari Rate springs for load</li> <li>➤ Shock absorbers</li> </ul>
<p>SPECIFICATION NO. 6</p> <p>BRAKE SYSTEM</p> <ul style="list-style-type: none"> <li>➤ Air brakes system</li> <li>➤ ABS</li> <li>➤ Auto drains on all tanks</li> <li>➤ Bendix AD9 air dryer with heater (no sub)</li> <li>➤ Front and Rear Disc Brakes</li> <li>➤ Auto slack adjusters front and rear</li> </ul>
<p>SPECIFICATION NO. 7</p> <p>FRAME &amp; WHEELBASE</p> <ul style="list-style-type: none"> <li>➤ 120,000 psi yield steel frame</li> <li>➤ Wheelbase: 195" approximate</li> <li>➤ Cab to axle 84" approximate</li> </ul>
<p>SPECIFICATION NO. 8</p> <p>CHASSIS EQUIPMENT</p> <ul style="list-style-type: none"> <li>➤ Bumper front full width steel - painted manufacturer's standard color</li> <li>➤ (1) Boise Metal Works cone holder p/n BMW04220901 (no sub) installed on the front bumper with chassis specific hinged mounting bracket.</li> <li>➤ Two front tow hooks, one per side</li> <li>➤ Truck must have a clean frame from the back of the cab</li> </ul>
<p>SPECIFICATION NO. 9</p> <p>FUEL TANKS &amp; EQUIPMENT</p> <ul style="list-style-type: none"> <li>➤ Minimum 90 gallon fuel capacity (Fuel tank and DEF tank must be flush mount with the cab)</li> <li>➤ Largest fuel capacity available without extending beyond back of cab</li> <li>➤ (2) Top Draw, Non Polished Aluminum 40 US Gallon left side, 50 US Gallon right side, mounted left and right side under cab</li> </ul>
<p>SPECIFICATION NO. 10</p> <p>TIRES &amp; WHEELS</p> <ul style="list-style-type: none"> <li>➤ (7) Heavy duty disc wheels w/11R22.5 premium grade radial tires rated for maximum allowable GVW rating for model offered; full size spare wheel and tire</li> </ul>
<p>SPECIFICATION NO. 11</p> <p>CAB EXTERIOR &amp; INTERIOR</p> <ul style="list-style-type: none"> <li>➤ Hood - fiberglass forward titling front end including noise and splash shields and mud flaps.</li> </ul>

- Two high back air ride seats and factory installed center console. Integrated head rests. Seat backs must be fully adjustable.
- Rear bench seat.
- Horns - dual air single base.
- Mirrors - dual Powered.
- Factory glass all around.
- Windshield - clear laminated glass.
- Windshield wipers - two speed electric with windshield washer.
- Factory installed dash instrument gauge package with tachometer and hour meter.
- Factory installed air conditioning and heating.
- AM/FM radio.
- Dome light.
- Power locks and power windows.
- Ecco P/N EC7004SK (or equivalent) Back-up camera with (4) integrated ultrasonic proximity sensors and audible warning in cab.
- Dual sun visors.
- (2) 12v auxiliary outlets.
- (1) Factory installed lighted PTO control switch (electric shift).
- Rubber floor mats.
- Electronic backup alarm.
- Preprinted UV laminate labels to be applied to switches to describe assigned functions.
- 12V Jumper leads mounted underneath rear passenger side door in open area with fuse box.
- Center consoles to be mounted in cab in between front seats with document holder and in front of rear bench seat with 2 cup holder.
- Overall Height decals to be included and mounted on dash in two locations. Also, to be included and mounted on front left side of body for visibility through mirror by operator.
- Laptop computer stand with adjustable mounting bracket.
  - Mounted on passenger side floor
  - Adjustable telescoping stand with Havis Dock and charge guard (No Subs).
  - Rotating swivel arms to allow positioning for use by driver or passenger.
  - Universal laptop mounting platform.
  - 360 degree swivel.

#### SPECIFICATION NO. 12

##### LIGHTING & ELECTRICAL

- DOT APPROVED: Light Emitting Diode (LED).
- Basic wiring schematic 12v negative ground system.
- Automatic self-reset circuit breakers.
- Halogen headlights.
- Solid state HD flasher.
- Self-canceling turn signals.
- Multi-strobe system supplied and installed.
  - (2) Federal Signal Micropulse Ultra strobe lights, (1) each side of body above fender wells.
  - (2) Federal Signal corner strobe lights, (1) in each headlamp.
  - (2) Federal Signal Quadraflare LED lights, mounted on rear of body.
- Federal Signal Legend light bar mounted to top of cab guard on required mount for full visibility from front and rear.
- On the slide switch.
  - Position 1 - Both arrow sticks should jog traffic left.
  - Position 2 - Both arrow sticks should jog traffic right.
  - Position 3 - Both arrow sticks should jog traffic center out
- On the 6-button portion from left to right:
  - Upper row:
  - Left Button - (Label Mode 1) - Slow flash pattern for all amber lighting with flashing reverse

- lights and tail lights and forward-facing strobes
  - Center Button - (Label Mode 2) - Fast flash pattern for all amber lighting with flashing reverse lights and tail lights and forward-facing strobes
  - Right Button - (Label Front Cut Off) - Remove all forward amber lighting on the lightbar only.
- Lower row:
  - Left Button - (Label Work Light) - Have this button override any rear facing amber light on the light bar to steady burn white even if the Mode 1 or Mode 2 is activated.
  - Center Button - (Label Full Flood) - Have this button override any forward-facing amber light on the light bar to steady burn white even if the Mode 1 or Mode 2 is activated.
  - Right Button - (Label Alley Scroll) - (On the lightbar) Have this button toggle: 1st button push left (activate the left white light), 2nd button push (turn off left light and then activate the right white light, and 3rd button push turns off right white light. This function should override mode 1 or mode 2 functions.
- Federal Signal Latitude (SL8S-A48) 48" directional light bar.
  - Recessed in rear bumper.
- Betts Industries Inc. P/N: M315191000 (no sub) 12V DC work light to illuminate rear work area
  - Light to be mounted with all wiring enclosed inside body.
- Flush mount LED tail, clearance, directional and backup lights, trailer connection to be a 7 way RV Flat.
- All components, lights and accessories shall be mounted/ installed per manufacturer recommendations.
- All wiring shall be loomed hidden and protected at chafing points. Scotch lock type connectors are not permitted.
- All aftermarket installed equipment such as utility body, crane, compressor and lighting shall utilize truck manufacturer- installed programmable power modules, switches, and controller(s). Switches and controllers shall be factory dash mounted in plain view of the operator. Final location to be approved by Fleet. Chassis shall be factory pre wired/ equipped for all aftermarket up-fitter installed equipment. Provisions to include power sources, remote start, stop idle control and auto neutral. All wiring shall be loomed, hidden and protected at chafing points. Scotch lock type connectors are not permitted. No more than 100 Milliamp draw with all modules turned off.
- (3) 12-volt batteries frame mounted under cab, 2850 minimum.
- Brake controller installed per manufacturer, part number 80550 no sub.
- Charge Guard installed per manufacturer, part number GCGX, no sub.

#### SPECIFICATION NO. 13

##### PAINT

- One color, white.
- Exterior: White Urethane with total finish thickness of minimum 4 mils, then baked dry.
- All aftermarket body and mounting components shall be undercoated with rubberized polyurethane undercoating.
- The crane body assembly shall be washed with a hot alkaline cleaner, phosphate coated and rinsed with seal coat to prevent flash rust. The body shall be baked dry, undercoated with rubberized polyurethane undercoating thoroughly sanded and prime painted. The unit to be top coated with industrial quality urethane paint to a total finish thickness of minimum 4 mils, then baked dry.
- Speed liner the front of the body white. Speed liner the cargo area floor and walls light grey. Speed liner tailgate interior, over the top and down the rear 1/4".
- Front wheel color; vendor powder coated white.
- Rear wheel color; vendor powder coated white.
- (1) Spare wheel; vendor powder coated white

#### SPECIFICATION NO. 14

##### MANUALS/KEYS

- Two sets of service, repair and diagnostic manuals to be provided for vehicle and all mounted equipment. Manuals to be delivered with vehicle. CD's or free online access to service and diagnostic manuals is an acceptable substitute for paper manuals.

- PC-based diagnostic software to troubleshoot diagnose and repair engine, transmission, cab, chassis and all vehicle subsystems including, but not limited to HVAC systems, instrument clusters, lighting, ABS brake systems and power distribution modules. All required interface adaptors and cabling must be provided.
- Six sets of keys for all locks/ ignitions.
- All compartments keyed alike.
- Manuals are to be delivered with the vehicle in binders. Binders shall be tabbed and organized by the system.
- Electrical and hydraulic schematics must be supplied for all auxiliary equipment to include interface to chassis. Handwritten schematics will not be accepted.

#### SPECIFICATION NO. 15

##### STEERING

- Power assist.

#### SPECIFICATION NO. 16

##### SPECIAL EQUIPMENT

##### UTILITY BODY

- Stellar TMax 2-11' Crane Body (or equal): 133" long x 94" wide x 60" high side bins: Right side body compartments to be raised to 60" high to accommodate full size oxygen/acetylene bottles. 22" deep compartments. Left side body compartments to be raised 60" high full length. Body to have a minimum rating to accept a 77,800 ft-lb crane. Body to have a standard right rear integrated crane compartment. 21" deep work bench bumper with through compartment and hitch insert. 12" fold down tailgate with latch hardware. Body to include reinforcement for hydraulic crane. Non-factory reinforcement kits are not acceptable. Primed, painted and undercoated. (Measurements are approximate) Compartment key locks to be cylinder type.
- The understructure shall be constructed to form a torsion box design. The rear tubing cross-members shall be attached to the reinforced crane compartment and utilize the torsion box design for unitized load distribution to prevent distortion of the truck and chassis frame. The rear outrigger shall be an integral part of the torsion box construction and shall be attached with 1/4" gussets longitudinally.
- The cargo deck shall be constructed of 1/8" thick tread plate and shall be welded solid to the compartments. The cargo space between the compartments shall be 50" wide and there shall be no wheel well protruding into the cargo deck area.
- The doors on the body shall be constructed of aluminum. Each door will utilize stainless steel hinges, with T-handled, powder-coated, cast steel latches with common keys, and automotive extruded bulb type weather stripping. All doors shall be equipped double spring over center door closures on all vertical doors. Additional door bumpers to be utilized to keep doors from contacting against each other when fully opened against back sides.
- All compartments shall be constructed of galvaneal steel. The compartment side packs shall be constructed of a combination of 12 and 14 gauge galvaneal steel with 10 gauge galvanealed smooth steel tops and 1/8" thick treadplate backs. Each side pack shall incorporate an integral outside rain eave. All compartments shall be made weather resistant by caulking all seams with a polyurethane sealant. There shall be (2) grab handles provided at the rear of the body to assist in accessing the load bed. (1) per side.
- The electrical system must consist of a central power distribution point in the crane box using automotive-style harnesses. The circuits shall use white wire with the circuit function printed every three inches. The harness shall be protected by an overbraid that is heat and cut resistant. Central power distribution wired to a master power switch in the cab. Master power switch shall have a red indicator light.

- The right front vertical compartment (RV1) to be 60" H x 35" W x 22" D. RV1 shall be vented for oxygen-acetylene bottle storage. Equipped with:
  - (2) bottle oxy/acetylene bottle holder with metal retainer (nylon strap unacceptable) installed opposite the drawer unit mounted onto pull out tray.
  - ReelCraft p/n TW 7450 (no sub) ¼" x 50' spring rewind oxy/acetylene hose reel installed to the ceiling of the compartment with tap blocks, no holes through body. Reel shall be recessed into compartment to allow for storage of full height oxy/acetylene bottles.
  - Drop down pipe support bracket mounted on RF corner of body
  - Poly spacer
  - Stainless steel hardware
  - Powder coated white
  - (1) Boise Metal works P/N BMW02201201 (or equal) spray can/ torch tip trays installed on the inside of the compartment rear door.
  - CTE HD Steel 182216 (no sub) heavy duty (8) drawer unit. The drawer unit shall consist of (1) 7" (2)-5", (5)-3" with 250 lbs slides and rubber pads in each drawer. The drawer unit will be installed into the compartment floor. Drawers to have standard divider kits.
  - (1) full width fixed shelf on top of the drawer unit
- The second right side vertical compartment (RV2) shall have a single door. The compartment shall be 60"H x 35"W x 22" D. Equipped with:
  - Full width adjustable shelf.
  - Vanair Control Center to be mounted in compartment.
- The right side horizontal compartment (RH) shall have overlapping double doors. The compartment shall be 24"H x 51"W x 22" D. Equipped with:
  - (1) adjustable shelf
  - CTE HD Steel 181635 (no sub) heavy duty (8) drawer unit. The drawer unit shall consist of (5)-3" with 250 lbs slides and rubber pads in each drawer. The drawer unit will be installed into the compartment floor. Drawers to have standard divider kits.
  - (1) full width fixed shelf on top of the drawer unit.
  - Aims 3600 watt modified sine wave inverter P/N 360012120w (No Sub) with on/off remote P/N RC300 (No Sub). Inverter to be installed using 4/0 cable with a 35 amp fuse. Install the inverter fuse into the positive lead. Fuse should be located within 12" of battery. Install 3/4" strain relief fitting where cable enters compartment. Install remote on/off switch in cab on dash wired to only turn on inverter when ignition key is in run position.
  - Electrical power strip installed, includes (6) 110V outlet plugs and built in surge protection.
  - Pull-out work platform installed to compartment floor. Emberton p/n 180443 (no sub).
- The right rear compartment (RR) shall be constructed from one-piece 3/16" steel sides and a ¾" steel top with reinforcing vertical plates welded perpendicular to the top plate. This compartment shall be structurally connected to the torsion box sub-frame and the outrigger housing support members. The compartment shall incorporate a drip pan that routes any water that may enter through the crane mounting area, out of the compartment. This compartment shall have a single, forward swinging door, which shall incorporate crane control storage. The crane compartment must be an integral part of the body and shall be 60"H x 27"W x 22" D. Equipped with:
  - Radio transmitter storage cradle.
  - Air hose reel (see spec 20).
  - 5 Gallon Water cask mounted on slide out. Emberton p/n EMB160315 (no sub).
- The left front vertical compartment (LV1F) shall have a single door. The compartment shall be 60"H x 35"W x 22" deep. Equipped with:
  - (4) adjustable shelves

- LED strip lights
- Floor to be reinforced with 1/8" Steel diamond plate on floor.
- The second left side vertical compartment (LV1R) shall have a single door. The compartment shall be 60"H x 35" W x 22" D nominal. Equipped with:
  - CTE HD Steel 183516 (no sub) heavy duty (8) drawer unit. The drawer unit shall consist of (1) 7" (2)-5", (5)-3" with 250 lbs slides and rubber pads in each drawer. The drawer unit will be installed into the compartment floor. Drawers to have standard divider kits.
  - (1) full width fixed top shelf above drawer unit.
  - (4) torch tip/spray can tray BMW P/N 10210220 (No Sub) mounted to compartment doors.
- The left side horizontal compartment (LH) shall have overlapping double doors. The compartment shall be 24"H x 51"W x 22"D nominal. Equipped with:
  - (1) adjustable shelf
  - CTE HD Steel 181635 (no sub) heavy duty (5) drawer unit. The drawer unit shall consist of (5)-3" with 250 lbs slides and rubber pads in each drawer. The drawer unit will be installed into the compartment floor. Drawers to have standard divider kits.
  - (1) full width fixed shelf on top of the drawer unit
  - Pull-out work platform installed to compartment floor. Emberton p/n 180443 (no sub)
  - LED strip lights.
- The left rear vertical compartment (LR) shall have a single door. The compartment shall be 60"H x 22"D x 27"W nominal. Equipped with:
  - 1" x 50' air hose reel
  - Safety valve.
  - 1/2" x 25' twin line hydraulic hose reel.
  - LED strip lights.
  - 1/2" x 25' twin line hose extensions.
  - Flow control for hydraulic tool circuit.
- Maxxima LED strip lighting (No Sub) shall be installed in all compartments on the top and the sides. Lighting to be installed with angled aluminum strips and dip clamps. Two-sided tape will not be accepted. Controlled by switch panel in RR compartment \*\*Not to be mounted in compartments with tanks (RV1).
- Install LED Go Light (no sub), on the corner on the curbside front of the body. On the front of body location use mounting plate p/n BMW09261204 (or equal).
- (2) Chock holders installed CS side in fender wells. Provide (2) wheel chocks.
- (2) 110v GFI electric outlets as follows:
  - (1) C/S rear of body wired to inverter
  - (1) at the base of the laptop stand wired to inverter

#### SPECIFICATION NO. 17

##### CARGO AREA

- Jobox 48" Heavy Duty Steel Storage Chest installed as follows:
  - Mounted in cargo area by hydraulic tank without legs
  - 48"W x 24"D x 27"H
- Heavy duty cab protector BMW P/N 20213240 (No Sub). Cab protector must be welded in place and seam sealer applied to joints before paint.

- Open top storage box p/n BMW09261202 (or equal) installed on the street side compartment top). Expanded metal on inside wall both ends solid. Box to be stitch welded in place and seam sealed before painted. 11' of E-Track mounted outside inner wall (length of body) w/ (8) 6" swivel hooks. Open chute storage door to be utilized on rear end of box with spring assist quiet latch with chain.
- Curb-side block storage compartment Boise Metal Works p/n BMW10090601R3 (or equal) installed on the compartment top behind hydraulic oil cooler and ending before the crane. Rubber pad installed on the floor. Weld on with drains to the cargo area.
- (8) Boise Metal Works swivel hooks BMW11041301 (or equal) installed to E-Track on the ladder storage box. Constructed of ½" rods with 4" throw. E-Track to run full length of ladder storage and be stitch welded and seam sealed before paint.
- Shovel holders and (2) D rings to be mounted on top of SS compartment in towards rear open area.
- Gas tamper/air hammer and jackhammer storage installed:
  - Mounted on SS rear of body to electric/hydraulic outrigger with tube cap on top
  - Plates to match specific equipment utilized by the city (See drawings for reference)
- Step bolt on hand rail installed on rear of body as follows:
  - Powder coated Yellow
  - Installed with stainless steel hardware
- 15 Ton Capacity Pintle Hook
- E-Track installed in Cargo Area as follows.
  - (1) 11' rows of E-track on CS wall. (1) at top of compartment and (1) ½ way to floor.
  - (8) ½" x 6" locking hooks on e-track
  - (2) 11' rows of E-track on SS wall. (1) at top of compartment and (1) ½ way to floor.
  - (8) ½" x 4" locking hooks on e-track

#### SPECIFICATION NO. 18

##### WORKBENCH

- Boise Metal Works p/n BMW11071302 (no sub) rear bumper storage compartment installed. 3/8" X10 steel plate lid and end plates with 2" clamping lip. Locking hidden hinged lid. Lock pin accessible through curbside bumper compartment side door. Safety prop rod for bumper lid to be included in design. Cross bars installed at the bumper through compartment ends. Grip tape installed on bumper top.
- Install a hydraulic lift platform for a ground tamper that is 16" x 20" and has a 500 lbs capacity. Also, to include Jackhammer holder. The tamper platform must lower to ground level using an electric over hydraulic cylinder with controls in the LR compartment. The platform must be able to stow in a fixed position with a quick release locking pin. To include locking storage, stand for hydraulic breaker. Tamper & jackhammer lift holder rods to use lock pins in lieu of cotter pins. CS vise hitch pin to use lock pin as well. The saddle arm to be applied with black Speed liner. **3D drawings of lift platform are required within two weeks of award of bid.**
- Boise Metal Works pull out step p/n BMW07080901 (no sub) installed on the street side and curb side of the rear bumper & Speed liner black.
- O'Reilly 12v quick plug (77341102427) installed:
  - Mounted on SS rear of body



- (2) 12v outlets
- 110 V GFI
- Install 6 ½” Wilton Trade-master p/n 1765 vise (or equal) on the curbside corner of the bumper with adjustable vise mount, p/n CTE17181920 (no subs)
- Ridgid (1VUV9) pipe vise installed on removable vise mount
  - Locking pin
  - Powder coat red with adjustable vise mount, p/n CTE17181921 (no subs)
- Install hand rail on curbside of workbench bumper for cargo area access (see illustration).
- Vise mount slots to be located in 3 locations on workbench bumper for accessibility.

SPECIFICATION NO. 19  
HYDRAULIC CRANE

- Electric crane shall be a Stellar 12621 (or equal) mounted on the curb side of the mechanics body and have a maximum lifting capacity of 12,000 lb and 3,140 lb at 21 ft. with a rating of 77,800 ft-lb.
- The extension boom shall consist of two telescoping booms which shall telescope hydraulically and manually to 21’.
- The horizontal reach from centerline of rotation shall not be less than 21’
- Lifting height from crane mounting surface shall be no less than 23’.
- The crane boom support shall be non adjustable mounted to the service body on a reinforcement plate to protect the body from distortion, welded and sealed. Crane to set as close to horizontal as possible. No holes in the compartment top.
- Crane functions shall be proportional with manual override. Fully functional FM remote control pendant. A FM bypass cable must be provided.
- Transmission driven hot shift PTO with direct mount tandem section hydraulic pump to provide a minimum of 10gpm @ 3,000 psi to crane and tool circuit. **Pumps will need to be sized at approximately 12gpm to allow for hydraulic fan operation at the Hydrapak.** The PTO shall not engage while the transmission is in gear.
- Hydraulic system to be equipped with a Hydrapak MH3T hydraulic drive cooling system mounted to the front cargo area. Shut-off ball valves must be included to aid in filter replacement. O-ring or JIC fittings on tank, no pipe thread accepted. System must be capable of operating in extremely hot weather 120 degree (F) plus for extended periods of time.
- 17-gallon hydraulic tank, Boise Metal Works Part# BMW06151103 (or equal) installed against the bulkhead of the body using a 2” non-vented filler cap and a 5 micron breather filter. Tank to be powder coated white to match body. MH3 T and tank combination must be installed as per manufacturer recommendations.
- Hydraulic system shall be equipped with a 40 GPM, 10 micron return filter.
- All hydraulic/hose fittings shall be JIC or O-ring. No pipe thread allowed.

- Engine start function shall not operate unless transmission is in neutral and parking brake is set.
- Engine shall be equipped with an electronic variable idle speed control.
- Single line speed to be at a minimum of 60 fpm.
- Crane shall be equipped with automatic overload protection.
- The lift side of cylinders must be equipped with counter balance valves to prevent sudden cylinder collapse in case of hose or other hydraulic failure.
- The crane shall have no less than 400 degrees of power rotation.
- Rear hydraulic out/in; up/down outriggers installed. Outrigger control panel located in RR compartment. Hydraulic outrigger functions operated with electric over hydraulic rocker switches.
- Anti-two block prevention
- Buzzer/light indicator for radio remote transmitter installed. Buzzer/light will be activated whenever radio remote transmitter is not plugged into socket in crane compartment or an emergency brake is released.
- Must meet OSHA 1910.180 requirements and ANSI B30.5 safety standards
- Certified crane inspection must be provided upon truck delivery.

#### SPECIFICATION NO. 20

#### COMPRESSOR/GENERATOR

- Vanair Genair Under-Deck 125 CFM @ 150 psi air compressor (no sub), shaft driven with integral 7.2 kw generator.
- Hot shift PTO with control switch audio alarm and indicator light in a clear forward view of the driver.
- 2.5 inch 1310 series driveline with universal joints, yoke and companion flange.
- Compressed air plumbed to the pneumatic service reel located in RR compartment. There shall be shut off valve for the hose reel and a storage coupler for the hose end.
- A filter/luber/regulator is to be installed in the RR compartment with a synflex hose plumbed through the floor to drain the filter.
- Vanair V-Tec Total Electronic Control and Diagnostic System installed.
- Vanair Genair control panel with hertz meter for (4) 110v socket and (1) 230v socket built-in installed in RV2 compartment. To include one additional 20amp breaker for A/C cord reel.
- 22 gallon frame mount air tank installed between frame rails under rear bumper. Tank to be plumbed to compressor with 500psi stainless steel reinforced hose.
- Aluminum air distribution block, Custom Fluid Power P/N MANIFOLD (or equal) installed at the rear of the body on the curb side with 3 ports to be plumbed directly to air tank for unregulated air supply.
- Compressor system must be equipped with an automatic blow-down valve.

- Sight glass to include 90-degree fitting for visibility from curbside.
- Air Drain valve kit to be installed underneath body not to protrude beyond the body sides. P/N CTE16079102.
- Bidder must be an authorized distributor for Vanair products and be able to provide proper installation, warranty, repairs and maintenance on entire Vanair system.

#### SPECIFICATION NO. 21

##### HYDRAULIC TOOL CIRCUIT

- Open-center hydraulic tool circuit system
- Provide, install, and plumb a Reel-craft Reel model TH88000 OMP (no sub). Reel to be equipped with 50 ft of Gates Twin Line, Part# 8CM2T-MP 3500 psi hydraulic hose with quick disconnect Weatherhead #FF495-4 and #ff491-4 fittings. Hydraulic service reel to be supplied hydraulic fluid at 10GPM at 2,500 PSI by the PTO hydraulic pump. Tool circuit to be controlled by electric over hydraulic control valve. Reel to be mounted to ceiling of RV1 compartment using pre-tapped mounting plate. No holes through body. Include nozzle drip tube for storing tool circuit hose connections.
- Hydraulic system to utilize the same tank and filter system used for the crane.
- All hydraulic hoses shall be properly anchored and protected at chafing points.
- All hydraulic/hose fittings shall be JIC. Or O-ring. No pipe thread allowed.
- All components such as compressor hose reels and lights shall be mounted and installed per/to manufacturer recommendations.
- Crane, compressor, generator and hydraulic tool circuit must be able to operate simultaneously and efficiently at the same engine RPM not to exceed 1,400. Remote engine start and high idle function shall not operate unless transmission is in neutral and parking brake is engaged. Generator to have 60hz output. (Note: Compressor will operate at approximately 125 CFM when all functions are in operation).
- Hydraulic system shall have adequate capacity and cooling to prevent overheating when operating at high temperatures 120 degrees plus for extended periods of time.
- Transmission shall auto-neutral when PTO's are engaged. Auto neutral over ride switch will not be accepted.

#### SPECIFICATION NO. 22

##### WARRANTY

- Chassis:
  - Standard dealer warranty plus extended 5 yr./100,000 mile power train and 5,000 engine hour warranty (MAXIMUM \$100.00 DEDUCTIBLE) Warranty begins when vehicle is put into service by City of North Las Vegas.
- Compressor:
  - Under deck shaft driven rotary screw air compressor/generator to have a life time warranty on the air end when adhering to prescribed maintenance schedules.
  - All other parts including the compressor unit shaft seal & generator are warranted for (12) months.

- Body & Crane:
  - A 36-month warranty on body, and crane to cover 3 years labor and workmanship, 3 years original and replacement parts, three years original crane structural parts, five years body rust-through coverage. Written warranty to be included with bid.
- Paint/Bedliner:
  - 5 year paint and Speed liner coverage on structural components of body, doors, and panels to be free from defects such as corrosion, blisters, unreasonable color loss, or delamination determined to be the result of paint failure. Written warranty must be included with bid.

#### SPECIFICATION NO. 23

##### OTHER ITEMS

- 2D layout drawings provided with bid.
- 3D CAD drawing of entire truck package and any specialized items noted on the bid will be required within 2 weeks after receipt of award.
- A weight slip must be provided from a registered scale agent upon delivery.
- A loaded computer generated weight distribution analysis will be required within 2 weeks after receipt of award.
- Severe duty spring work package to be included; spring work to be performed after truck has been delivered and loaded with tools and equipment by City of North Las Vegas. After spring work is completed, body package is to set approximately 2" higher in the rear and level side to side.
- Two hard copies of operator manuals for vehicle and all mounted equipment must be provided at time of delivery. Salesman to schedule orientation and operational training at both Fleet and Utilities yards. Operator video must be provided if available.

#### PARTS & COMPONENTS CONTACT INFORMATION

- Boise Metal Works  
11345 W. President Avenue  
Boise, ID 83713  
208-376-7777
- Custom Fluid Power  
16083 Franklin Blvd. Suite #1  
Nampa, ID 83687  
208-461-7153

## **2. Contractor Responsibilities:**

Technical Specifications Variance Sheet, Exhibit G, should be completed in full and submitted with Respondent's Bid

It is the selected respondent's responsibility to deliver the trucks to:

Fleet Operations  
100 E. Brooks Ave  
North Las Vegas, NV 89030

**CITY OF NORTH LAS VEGAS  
INVITATION TO BID  
BID B-1667 Utility Crew Truck with Crane**

**EXHIBIT LISTING**

**Exhibit A** - Offer Statement and Business Information which consists of the following:

- (a) An individual authorized to bind the Company should sign the statement, and the date signed should follow the signature.
- (b) Provide the name and phone number of the representative authorized to negotiate on behalf of the Respondent and answer questions regarding the Bid.
- (c) Provide copies of all Respondent's held state and local licenses applicable to performance of the subject potential Contract. Any Respondent conducting business must have a City of North Las Vegas Business License upon award of the contract. Information concerning City Business License requirements and fees may be obtained by calling the Business Services Division at 702-633-1520. However, a business license is not required to provide a Bid to the City.
- (d) Acknowledgement of any Bid addenda.

**Exhibit B** – Qualifications and Experience of Respondent

**Exhibit C** –Affidavit of Rejection of Coverage for Workers' Compensation under NRS 616B.627 and NRS 617.210 (If applicable, this form must also be notarized)

**Exhibit D** – Non-Collusion Affidavit \*\* this form must be notarized \*\*

**Exhibit E** – Written Certification Required by NRS 332.065(3) for contracts with an estimated annual amount required for performance that is in excess of \$100,000.00.

**Exhibit F** – Template of City of North Las Vegas Purchase Agreement. Any and all exceptions to the terms this agreement with explanation must be turned in with electronic submission

**Exhibit G** – Technical Specifications Variance Sheet. This must be uploaded with your bid. This document can be found under the "Attachments" tab

**CITY OF NORTH LAS VEGAS  
INVITATION TO BID  
BID B-1667 Utility Crew Truck with Crane**

**EXHIBIT A  
OFFER STATEMENT AND BUSINESS INFORMATION**

This Bid is submitted in response to **Bid B-1667 Utility Crew Truck with Crane** and constitutes an offer by this company to enter into a contract as described herein.

\_\_\_\_\_  
AUTHORIZED SIGNATURE NAME (TYPE OR PRINT)                      LEGAL NAME OF RESPONDENT

\_\_\_\_\_  
AUTHORIZED SIGNATURE                      DATE

\_\_\_\_\_  
TITLE                      TELEPHONE NUMBER                      FAX NUMBER

\_\_\_\_\_  
ADDRESS OF RESPONDENT

\_\_\_\_\_  
CITY                      STATE                      ZIP CODE

E-MAIL ADDRESS: \_\_\_\_\_

CNLV-BUSINESS LICENSE NO: \_\_\_\_\_

\_\_\_\_ A COPY OF MY CNLV BUSINESS LICENSE IS ATTACHED (if applicable)

**FOR INFORMATIONAL PURPOSES ONLY**

Is this Respondent a Minority, Women or Disabled Veteran Business Enterprise?

\_\_\_ No \_\_\_ Yes If YES specify \_\_\_ MBE \_\_\_ WBE \_\_\_ DVBE

Has this Respondent been certified as a Minority, Women or Disabled Veteran Business Enterprise?

\_\_\_ No \_\_\_ Yes If YES specify Certifying Agency \_\_\_\_\_

Please attach a copy of your certification.

**CITY OF NORTH LAS VEGAS  
INVITATION TO BID  
BID B-1667 Utility Crew Truck with Crane**

**EXHIBIT B  
QUALIFICATIONS AND EXPERIENCE OF RESPONDENT**

**Name:** \_\_\_\_\_

1. Respondent shall provide a brief description of the Responder's qualifications and experience, and number of years in operation.

---

---

---

---

---

---

---

---

---

---

Provide 3 examples of contracts similar in size and scope that have been completed in the past 5 years. The City reserves the right to verify references for the companies identified. Ensure references have given permission to be contacted by the City.

**Example Contract 1:**

Company Name: \_\_\_\_\_

Company Address: \_\_\_\_\_

\_\_\_\_\_

Point of Contact: \_\_\_\_\_ Phone Number: \_\_\_\_\_

E-Mail Address: \_\_\_\_\_

Brief Description of Contract Scope: \_\_\_\_\_

---

---

---

Term of Contract (Base plus Option Years): \_\_\_\_\_

Year of Base Contract Award: \_\_\_\_\_ Year Contract Completed: \_\_\_\_\_

Base Contract Amount: \$ \_\_\_\_\_ Total Contract Amount (including all option years) \$ \_\_\_\_\_

Did the contract contain a liquidated damages clause? ☐ YES ☐ NO

If yes, were damages assessed? ☐ YES ☐ NO If yes, what was the amount assessed? \$ \_\_\_\_\_

**CITY OF NORTH LAS VEGAS  
INVITATION TO BID  
BID B-1667 Utility Crew Truck with Crane  
EXHIBIT B – QUALIFICATIONS AND EXPERIENCE OF RESPONDENT (Continued)**

**Example Contract 2:**

Company Name: \_\_\_\_\_

Company Address: \_\_\_\_\_

Point of Contact: \_\_\_\_\_ Phone Number: \_\_\_\_\_

E-Mail Address: \_\_\_\_\_

Brief Description of Contract Scope: \_\_\_\_\_

\_\_\_\_\_

\_\_\_\_\_

\_\_\_\_\_

Term of Contract (Base plus Option Years): \_\_\_\_\_

Year of Base Contract Award: \_\_\_\_\_ Year Contract Completed: \_\_\_\_\_

Base Contract Amount: \$ \_\_\_\_\_ Total Contract Amount (including all option years) \$ \_\_\_\_\_

Did the contract contain a liquidated damages clause? ☐ YES ☐ NO

If yes, were damages assessed? ☐ YES ☐ NO If yes, what was the amount assessed? \$ \_\_\_\_\_

**Example Contract 3:**

Company Name: \_\_\_\_\_

Company Address: \_\_\_\_\_

Point of Contact: \_\_\_\_\_ Phone Number: \_\_\_\_\_

E-Mail Address: \_\_\_\_\_

Brief Description of Contract Scope: \_\_\_\_\_

\_\_\_\_\_

\_\_\_\_\_

\_\_\_\_\_

Term of Contract (Base plus Option Years): \_\_\_\_\_

Year of Base Contract Award: \_\_\_\_\_ Year Contract Completed: \_\_\_\_\_

Base Contract Amount: \$ \_\_\_\_\_ Total Contract Amount (including all option years) \$ \_\_\_\_\_

Did the contract contain a liquidated damages clause? ☐ YES ☐ NO

If yes, were damages assessed? ☐ YES ☐ NO If yes, what was the amount assessed? \$ \_\_\_\_\_

**(ATTACH ADDITIONAL SHEET(S) IF EXTRA SPACE IS NEEDED)**



**CITY OF NORTH LAS VEGAS  
INVITATION TO BID  
BID B-1667 Utility Crew Truck with Crane**

**EXHIBIT C – AFFIDAVIT OF REJECTION OF COVERAGE  
FOR WORKERS’ COMPENSATION  
UNDER NRS 616B.627 AND NRS 617.210**

In the State of Nevada, County of Clark, \_\_\_\_\_, being duly sworn,  
deposes and says:

1. I make the following assertions pursuant to NRS 616B.627 and NRS 617.210.
2. I am a sole proprietor who will not use the services of any employees in the performance of this Contract with the City of North Las Vegas.
3. In accordance with the provisions of NRS 616B.659, I have not elected to be included within the terms, conditions and provisions of chapters 616A to 616D, inclusive, of NRS, relating thereto.
4. I am otherwise in compliance with the terms, conditions and provisions of chapters 616A to 616D, inclusive, of NRS.
5. In accordance with the provisions of NRS 617.225, I have not elected to be included within the terms, conditions and provisions of chapter 617 of NRS.
6. I am otherwise in compliance with the terms, conditions and provisions of chapter 617 of NRS.
7. I acknowledge that the City of North Las Vegas will not be considered to be my employer or the employer of my employees, if any; and that the City of North Las Vegas is not liable as a principal contractor to me or my employees, if any, for any compensation or other damages as a result of an industrial injury or occupational disease incurred in the performance of this Contract.

I, \_\_\_\_\_, do here swear under penalty of perjury that the assertions of this affidavit are true.

Signed this \_\_\_\_\_ day of \_\_\_\_\_, 20\_\_\_\_\_.

Signature\_\_\_\_\_

State of \_\_\_\_\_

County of \_\_\_\_\_

Signed and sworn to (or affirmed) before me on this \_\_\_\_\_ day of \_\_\_\_\_, 20\_\_\_\_\_,

by \_\_\_\_\_ (name of person making statement).

Notary Signature\_\_\_\_\_

STAMP AND SEAL



**CITY OF NORTH LAS VEGAS  
INVITATION TO BID  
BID B-1667 Utility Crew Truck with Crane**

**EXHIBIT D- Non-Collusion Affidavit**

State of \_\_\_\_\_ County of \_\_\_\_\_

\_\_\_\_\_ being first duly sworn deposes that:

- (1) He/She is the \_\_\_\_\_ of \_\_\_\_\_, the Respondent that has submitted the attached Bid.
- (2) He/She is fully informed respecting the preparation and contents of the attached Bid and of all pertinent circumstances respecting such Bid;
- (3) Such Bid is genuine and is not a collusive or sham Bid;
- (4) Neither the said Respondent nor any of its officers, partners, owners, agents, representatives, employees or parties in interest, including this affiant, has in any way colluded, conspired, connived or agreed, directly or indirectly, with any other Respondent, firm, or person to submit a collusive or sham Bid in connection with the contract or agreement for which the attached Bid has been submitted or to refrain from making a Bid in connection with such contract or agreement, or collusion or communication or conference with any other Respondent, or, to fix any overhead, profit, or cost element of the Bid price or the Bid price of any other Respondent, or to secure through collusion, conspiracy, connivance, or unlawful agreement any advantage against the City of North Las Vegas or any person interested in the proposed contract or agreement; and
- (5) The Bid of service outlined in the Bid is fair and proper and is not tainted by collusion, conspiracy, connivance, or unlawful agreement on the part of the Respondent/team or any of its agents, representatives, owners, employees, or parties including this affiant.

(Signed): \_\_\_\_\_  
Title:

Subscribed and sworn to before me this \_\_\_\_\_ day of \_\_\_\_\_ 201\_\_.

\_\_\_\_\_  
Notary Public

My Commission expires: \_\_\_\_\_



**CITY OF NORTH LAS VEGAS  
INVITATION TO BID  
BID B-1667 Utility Crew Truck with Crane**

**EXHIBIT E- Written Certification**

Pursuant to NRS 332.065(3), a governing body or its authorized representative shall not enter into a contract with an estimated value in excess of \$100,000 with a company unless the contract includes a written certification that the company is not currently engaged in, and agrees for the duration of the contract not to engage in, a boycott of Israel.

By signing below, the Respondent agrees and certifies that they do not currently boycott Israel and will not boycott Israel during any time in which they are entering into, or while in contract, with the City. If at any time after the signing of this certification, the Respondent decides to engage in a boycott of Israel, the Respondent must notify the City in writing.

\_\_\_\_\_  
AUTHORIZED SIGNATURE NAME (TYPE OR PRINT)

\_\_\_\_\_  
LEGAL NAME OF RESPONDENT

\_\_\_\_\_  
AUTHORIZED SIGNATURE

\_\_\_\_\_  
DATE

\_\_\_\_\_  
TITLE



**CITY OF NORTH LAS VEGAS  
INVITATION TO BID  
BID B-1667 Utility Crew Truck with Crane**

**EXHIBIT F- Exceptions to North Las Vegas Purchase Agreement**

Please provide an explanation to any and all exceptions on terms of the North Las Vegas Purchase Agreement.

## UTILITY CREW TRUCK WITH CRANE PURCHASE AGREEMENT

This Utility Crew Truck with Crane Purchase Agreement (“Agreement”) is made and entered into as of \_\_\_\_\_ (“Effective Date”) by and between the City of North Las Vegas, a Nevada municipal corporation (“City”) and [name of entity], a [state of registration and type of entity] (“Provider”).

### RECITALS

WHEREAS, the City desires to purchase one (1) utility crew trucks with crane as detailed on Invitation to Bid B-1667 (“Invitation to Bid”), attached hereto as Exhibit A (“Products”).

WHEREAS, the City desires to purchase the Products from Provider as outlined in this Agreement, including Exhibit A and Exhibit B, and Provider agrees to sell and deliver the Products upon the terms and conditions described in this Agreement.

**NOW, THEREFORE**, upon good and valuable consideration, the receipt and sufficiency of which is hereby acknowledged, the City and the Provider agree to the following terms, conditions, and covenants:

### SECTION ONE RESPONSIBILITY OF PROVIDER

1.1. The Provider shall perform all of its obligations in the manner set forth in this Agreement including, without limitation, selling the Products to the City at the prices and quantities set forth in the Provider’s bid dated [ ] (“Bid”) attached hereto as Exhibit B, complying with the terms of the Invitation to Bid, attached hereto as Exhibit A, and all related additional or incidental tasks necessary to effectuate the intent of this Agreement.

1.2. The Products shall be new and must meet or exceed the technical specifications detailed in the Bid or as otherwise specified by the City.

1.3. The Provider shall ship the Products to a shipping address specified by the City (“Delivery Location”) F.O.B. Delivery Location as ordered by the City. Provider bears all risk of loss or damage to the Products until delivery of the Products to the City. Title to the Products passes to the City only after delivery and unloading of the Products at the Delivery Location is complete. Delivery of the Products is not complete until such Products have physically been received and accepted by the City.

1.4. The Provider shall furnish all user, instruction, or operator manuals for the Products as applicable.

1.5. The Provider shall furnish copies of all standard product warranties, extended warranties, and service and maintenance agreements for the Products from any manufacturer. To the extent possible, the Provider shall transfer or assign such warranties and agreements upon the request of the City.

1.6. The Provider shall promptly notify the City any time that the Provider fails to meet the requirements of this Agreement and shall, at its own expense, promptly take all actions to come back into compliance with this Agreement. If the Provider performs any additional task without obtaining the City's prior written approval, the Provider does so at its own risk and expense.

1.7. The Provider shall at its own expense comply at all times with all municipal, county, state and federal laws, regulations, rules, codes, ordinances, and other applicable legal requirements.

## **SECTION TWO PAYMENT AND TERM**

2.1. The term of this Agreement shall commence on the Effective Date and continue until the Products have been delivered and accepted by the City, unless earlier termination with accordance with the terms herein. Depending on the Products quantity that the City orders from the Provider the City may pay the Provider for the Products up to an amount not to exceed [ ] (\$ )] annually.

2.2. The prices in the Bid will remain in effect for the first three (3) years of the Agreement. No additional compensation shall be paid, and no increase in the time of performance shall be awarded to the Provider without the prior written authorization of the City to proceed with such changes.

2.3. Payment to the Provider shall be made within thirty (30) calendar days after the City receives each invoice from the Provider, provided that such invoice is complete, correct, and undisputed by the City. Upon reconciliation of all errors, corrections, credits, and disputes, payment to the Provider will be paid in full within 30 calendar days. Invoices received without a valid purchase order number will be returned unpaid. The Provider shall submit the original invoice to:

City of North Las Vegas Finance Department  
Attention: Accounts Payable  
2250 Las Vegas Blvd., North, Suite 700  
North Las Vegas, NV 89030

## **SECTION THREE REPRESENTATIONS AND WARRANTIES**

3.1. Provider represents and warrants for the benefit of City, in addition to any other representations and warranties made in this Agreement, with the knowledge and expectation of City's reliance thereon, as follows:

3.1.1. Provider is a duly formed and validly existing [entity type] and is in good standing pursuant to the laws of the State of Nevada and has the full power, authority and legal right to execute, deliver and perform under this Agreement.

3.1.2. The Products are now and shall be at the time of delivery free from any security interest, lien, or other encumbrance.

3.1.3. Provider is financially solvent, able to pay its debts as they mature, and possessed of sufficient working capital to perform all of its obligations under this Agreement.

3.2. The representations and warranties made by Provider survive the termination or expiration of the Agreement.

#### **SECTION FOUR INSURANCE**

Provider shall obtain and maintain, at its expense, the following insurance coverage for all work related to the performance of this Purchase Agreement: commercial general liability insurance, automobile liability insurance, worker's compensation insurance, and employers' liability insurance. While a copy of the Provider's insurance certificate is not immediately required, the City reserves the right to request a copy of the Provider's insurance certificate at any time during the Term of the Agreement. It is the Provider's responsibility to produce the insurance certificate upon the City's request.

#### **SECTION FIVE TERMINATION**

The City may terminate this Agreement at any time with or without cause upon notice to the Provider, and the City shall have no liability to the Provider for such termination except that the City shall pay the Provider for the reasonable value of the Products provided by the Provider to City up through and including the date of termination, provided that the Provider, within thirty (30) days following the date of the City's termination notice, submits an invoice for such Products in a form reasonably acceptable to the City and such invoice is supplemented by such underlying source documentation as is reasonably requested by the City.

#### **SECTION SIX INDEMNIFICATION**

Notwithstanding any of the insurance requirements or limits of liability set forth herein, the Provider shall defend, protect, indemnify, and hold harmless the City, and its officers, agents, and employees, from any liabilities, claims, damages, losses, expenses, proceedings, suits, actions, decrees, judgments, reasonable attorneys' fees, and court costs which the City suffers, and/or its officers, agents or employees suffer, as a result of, or arising out of, the negligent or intentional acts or omissions of the Provider, its agents, and employees, or anyone employed by any of them, in fulfillment or performance of the terms, conditions or covenants of this Agreement including, without limitation, compliance with the terms of Exhibit A, and Exhibit B. This Section shall survive the termination or expiration of this Agreement until such time as the applicable statutes of limitation expire.

#### **SECTION SEVEN NOTICES**

7.1. All notices, demands, and other instruments required or permitted to be given pursuant to this Agreement shall be in writing and be deemed effective upon delivery in writing if served by personal delivery, by overnight courier service, by facsimile, or by overnight express mail, or upon posting if sent by registered or certified mail, postage prepaid, return receipt requested, and addressed as follows:

To City: City of North Las Vegas  
Attention: Joy Yoshida  
2250 Las Vegas Blvd., North, Suite 820  
North Las Vegas, NV 89030  
Phone: 702-633- 1745

To Provider: [REDACTED]  
Attention: [REDACTED]  
[REDACTED]  
[REDACTED]  
Phone: [REDACTED]

7.2. The address to which any notice, demand, or other writing may be delivered to any party as above provided may be changed by written notice given by such party as above provided.

## **SECTION EIGHT SAFETY**

8.1. Obligation to Comply with Applicable Safety Rules and Standards. Contractor shall ensure that it is familiar with all applicable safety and health standards promulgated by state and federal governmental authorities including, but not limited to, all applicable requirements of the Occupational Safety and Health Act of 1970, including all applicable standards published in 29 C.F.R. parts 1910, and 1926 and applicable occupational safety and health standards promulgated under the state of Nevada. Contractor further recognizes that, while Contractor is performing any work on behalf the City, under the terms of this Agreement, Contractor agrees that it has the sole and exclusive responsibility to assure that its employees and the employees of its subcontractors comply at all times with all applicable safety and health standards as above-described and all applicable City safety and health rules.

8.2. Safety Equipment. Contractor will supply all of its employees and subcontractors with the appropriate Safety equipment required for performing functions at the City facilities.

## **SECTION NINE MISCELLANEOUS**

9.1. Nevada and City Law. The laws of the State of Nevada and the North Las Vegas Municipal Code shall govern the validity, construction, performance, and effect of this Agreement, without regard to conflicts of law. The parties to this Agreement consent to the jurisdiction of any court of competent jurisdiction in Clark County, Nevada to adjudicate any dispute related top this Agreement or actions to enforce or interpret the terms of this Agreement.

9.2. Assignment. Any attempt to assign this Agreement by the Provider without the prior written consent of the City shall be void.

9.3. Non-Waiver. The failure to enforce or the delay in enforcement of any provision of this Agreement by a party shall in no way be construed to be a waiver of such provision or right unless such party expressly waives such provision or right in writing.



9.4. Partial Invalidity. If any term of this Agreement should be held by a court of competent jurisdiction to be invalid, void or unenforceable, all provisions not held invalid, void or unenforceable, shall continue in full force and effect.

9.5. Controlling Agreement. To the extent any of the terms or provisions in the Bid conflict with this Agreement, the terms and provisions of this Agreement shall govern and control. Any additional, different or conflicting terms or provisions contained in Provider's Bid or any other written or oral communication from Provider shall not be binding in any way on the City whether or not such terms would materially alter this Agreement, and the City hereby objects thereto.

9.6. Attorneys' Fees. In the event any action is commenced by either party against the other in connection with this Agreement, the prevailing party shall be entitled to its costs and expenses, including reasonable attorneys' fees, as determined by the court, including without limitation, fees for the services of the City Attorney's Office. This Section 9.6 shall survive the completion of this Agreement until the applicable statutes of limitation expire.

9.7. Entire Agreement. This Agreement constitutes the entire agreement between the parties and supersedes all prior representations, agreements, and understandings of the parties. No addition to or modification of this Agreement shall be binding unless executed in writing by the parties hereto.

9.8. Time of Essence. Time is of the essence in the performance of this Agreement.

9.9. Shipping. The Products are to be packaged in a manner that assures they are protected against deterioration and contamination. All shipments are to meet applicable D.O.T. Regulations. Serial numbers noted on the packing slip must match the serial number of the actual goods shipped. Incorrect or questionable documentation of serial numbers may result in shipment rejection. Shipments rejected due to Provider error will be returned solely at Provider's cost.

9.10. Inspection. An authorized representative of the City will inspect the Products at time of delivery. If deficiencies are detected, the Products may be rejected and the Provider will be required to make necessary repairs, corrections, or replacements. Payment and/or commencement of a discount period will not be made until the corrective action is made, the Products are re-inspected, and accepted.

9.11. Further Assurances. The Provider shall execute and deliver all such documents and perform such acts as are reasonably requested by the City to complete its obligations under this Agreement.

9.12. Effect of Agreement Termination. In the event this Agreement is terminated, all rights and obligations of the parties hereunder shall cease, other than indemnity obligations, and matters that by their terms survive the termination hereof.

9.13. Fiscal Funding Out. The City reasonably believes that sufficient funds can be obtained to make all payments during the term of this Agreement. Pursuant to NRS Chapter 354, if the City does not allocate funds to continue the function performed by the Provider under this Agreement, this Agreement will be terminated when appropriated funds expire.

9.14. Public Record. Pursuant to NRS 239.010 and other applicable legal authority, each and every document provided to the City may be a “Public Record” open to inspection and copying by any person, except for those documents otherwise declared by law to be confidential. The City shall not be liable in any way to the Provider for the disclosure of any public record, including but not limited to documents provided to the City by the Provider. In the event the City is required to defend an action with regard to a public records request for documents submitted by the Provider, the Provider agrees to indemnify, hold harmless, and defend the City from all damages, costs, and expenses, including court costs and reasonable attorney’s fees related to such public records request. This section 8.14 shall survive the expiration or early termination of the Agreement.

9.15. Electronic Signatures. For purposes of this Agreement, the use of facsimile, email or other electronic medium shall have the same force and effect as original signatures.

9.16. Federal Funding. Supplier certifies that neither it nor its principals are presently debarred, suspended, proposed for debarment, declared ineligible, in receipt of a notice of proposed debarment or voluntarily excluded from participation in this transaction by any federal department or agency. This certification is made pursuant to the regulations implementing Executive Order 12549, Debarment and Suspension, 28 C.F.R. pt. 67, § 67.510, as published as pt. VII of the May 26, 1988, Federal Register (pp. 19160-19211), and any relevant program specific regulations. This provision shall be required of every subcontractor receiving any payment in whole or in part from federal funds.

9.17. Boycott of Israel. Pursuant to NRS 332.065(4), Provider certifies that the Provider is not currently engaged in a boycott of Israel, and Provider agrees not to engage in a boycott of Israel during the Term.

**IN WITNESS WHEREOF**, the City and the Provider have caused this Agreement to be executed as of the day and year first above written.

City of North Las Vegas,  
a Nevada municipal corporation

[REDACTED],  
a [REDACTED]

By: \_\_\_\_\_  
John J. Lee, Mayor

By: \_\_\_\_\_  
Title: \_\_\_\_\_  
Name: \_\_\_\_\_

Attest:

By: \_\_\_\_\_  
Jackie Rodgers, City Clerk

Approved as to Form:

By: \_\_\_\_\_  
Micaela Rustia Moore, City Attorney

Exhibit A

Invitation to Bid – BID B-1667

Please see attached page(s).

Exhibit B

Bid

Please see attached page(s).



**CITY OF NORTH LAS VEGAS  
INVITATION TO BID  
BID B-1667 Utility Crew Truck with Crane**

**EXHIBIT G- Technical Specifications Variance Sheet**

This must be uploaded with your bid.  
This document can be found on NGEM under the "Attachments" tab.

Mayor  
**John J. Lee**

City Manager  
**Ryann Juden**

Council Members  
**Scott Black**  
**Pamela A. Goynes-Brown**  
**Isaac E. Barron**  
**Richard J. Cherchio**



**Finance Department**  
Purchasing Department  
2250 Las Vegas Boulevard, North · Suite #710 · North Las Vegas, Nevada  
89030 Telephone: (702) 633-1745 · Fax: (702) 669-3328 · TDD: (800) 326-6868  
[www.cityofnorthlasvegas.com](http://www.cityofnorthlasvegas.com)

**May 12, 2022**

**CITY OF NORTH LAS VEGAS  
INVITATION TO BID  
BID B-1667 Utility Crew Truck with Crane  
ADDENDUM #1**

The deadline for questions for this proposal was 12:00 p.m., Thursday, May 12, 2022.

No questions were received.

*Joy Yoshida*

---

Joy Yoshida  
Buyer  
Purchasing Department

**City of North Las Vegas**

**BID B-1667 Utility Crew Truck with Crane**

Pre-bid Meeting held on May 5, 2022 at 1:00 pm via Google Meet conference call  
Conference Call Attendees

**City of North Las Vegas**

Joy Yoshida, Buyer, Purchasing

Kenneth T. Malley, Assistant Manager Fleet Operations, Public Works

**Vendors**

No vendors attended.

Exhibit B

Bid

Please see attached page(s).





**BID B-1667 Addendum 1**  
**Cobalt Truck Equipment**  
**Idaho Truck Specialties LLC DBA as Cobalt**  
**truck Equipment**  
**Supplier Response**

**Event Information**

Number: BID B-1667 Addendum 1  
Title: Utility Crew Truck with Crane  
Type: Invitation for Bid  
Issue Date: 4/28/2022  
Deadline: 5/19/2022 10:00 AM (PT)  
Notes: It is the intent of these specifications to provide, as nearly as possible, a vehicle that will conform to specifications suitable for rugged, continual service by the City of North Las Vegas, Nevada. The vehicles or equipment shall be new and unused and comply with all minimum specifications contained herein. The vehicle or equipment shall comply with all Federal Department of Transportation, State of Nevada Occupational Safety and Health Act, Emission Control Standards for Nevada, and all safety standards in effect at time of delivery to the City of North Las Vegas.

**Contact Information**

Contact: Joy Yoshida  
Address: 2250 Las Vegas Blvd. Suite 710  
North Las Vegas, NV 89030  
Phone: 1 (702) 6331745  
Email: yoshidaj@cityofnorthlasvegas.com

## Cobalt Truck Equipment Information

Contact: Carl Petrini  
Address: 1607 Industrial Rd  
Las Vegas, NV 89102  
Phone: (702) 385-4475  
Fax: (702) 385-9936  
Email: cpetrini@cobalttruck.com  
Web Address: www.cobalttruck.com

By submitting your response, you certify that you are authorized to represent and bind your company.

Onecimo Coronel

Signature

Submitted at 5/19/2022 11:57:48 AM

ocoronel@cobalttruck.com

Email

## Supplier Note

Thank you for the opportunity to quote!

## Requested Attachments

### Required Documents

FINAL - Bid B-1657-Utility Crew Truck with Crane Bid Packet.pdf

Required Documents Exhibits A, B, C, D, E, and F must be submitted as part of your Bid response. Any and all exceptions to CNLV purchase agreement must be noted in response.

### Required Documents

Exhibit G- Technical Specifications Variance Sheet Complete.docx

Exhibit G – Technical Specifications Variance Sheet. This must be uploaded with your bid. This document can be found under the “Attachments” tab

## Bid Attributes

### 1 Acknowledgment of Addendum #1

I acknowledge receipt of Addendum #1

☒ Acknowledgment of Receipt of Addendum #1 (Acknowledgment of Receipt of Addendum #1)

## Bid Lines

### 1 Utility Crew Truck with Crane

Quantity: 1 UOM: EA Unit Price: \$276,385.00 Total: \$276,385.00

### 2 Delivery Charge (If Applicable)

**\*\*If there is no delivery charge applicable, please enter "0"\*\*\***

Quantity: 1 UOM: EA Unit Price: \$0.00 Total: \$0.00

**Response Total: \$276,385.00**

**CITY OF NORTH LAS VEGAS  
INVITATION TO BID  
BID B-1667 Utility Crew Truck with Crane**

**EXHIBIT LISTING**

**Exhibit A** - Offer Statement and Business Information which consists of the following:

- (a) An individual authorized to bind the Company should sign the statement, and the date signed should follow the signature.
- (b) Provide the name and phone number of the representative authorized to negotiate on behalf of the Respondent and answer questions regarding the Bid.
- (c) Provide copies of all Respondent's held state and local licenses applicable to performance of the subject potential Contract. Any Respondent conducting business must have a City of North Las Vegas Business License upon award of the contract. Information concerning City Business License requirements and fees may be obtained by calling the Business Services Division at 702-633-1520. However, a business license is not required to provide a Bid to the City.
- (d) Acknowledgement of any Bid addenda.

**Exhibit B** – Qualifications and Experience of Respondent

**Exhibit C** –Affidavit of Rejection of Coverage for Workers' Compensation under NRS 616B.627 and NRS 617.210 (If applicable, this form must also be notarized)

**Exhibit D** – Non-Collusion Affidavit \*\* this form must be notarized \*\*

**Exhibit E** – Written Certification Required by NRS 332.065(3) for contracts with an estimated annual amount required for performance that is in excess of \$100,000.00.

**Exhibit F** – Template of City of North Las Vegas Purchase Agreement. Any and all exceptions to the terms this agreement with explanation must be turned in with electronic submission


**Exhibit G** – Technical Specifications Variance Sheet. This must be uploaded with your bid. This document can be found under the "Attachments" tab

**CITY OF NORTH LAS VEGAS  
INVITATION TO BID  
BID B-1667 Utility Crew Truck with Crane**

**EXHIBIT A  
OFFER STATEMENT AND BUSINESS INFORMATION**

This Bid is submitted in response to **Bid B-1667 Utility Crew Truck with Crane** and constitutes an offer by this company to enter into a contract as described herein.

Onecimo Coronel-Cobalt Truck Equipment

<u>Onecimo Coronel</u> AUTHORIZED SIGNATURE NAME (TYPE OR PRINT)	<u>Onecimo Coronel-Cobalt Truck Equipment</u> LEGAL NAME OF RESPONDENT
	<u>05/19/2022</u> DATE

<u>Territory Manager</u> TITLE	<u>702-370-1553</u> TELEPHONE NUMBER	<u>N/A- Please email</u> FAX NUMBER
-----------------------------------	---	--

<u>1607 Industrial Rd.</u> ADDRESS OF RESPONDENT		
<u>Las Vegas</u> CITY	<u>NV</u> STATE	<u>89102</u> ZIP CODE

E-MAIL ADDRESS: ocoronel@cobalttruck.com

CNLV-BUSINESS LICENSE NO: TRCK-000984-2020

☒ A COPY OF MY CNLV BUSINESS LICENSE IS ATTACHED (if applicable)

**FOR INFORMATIONAL PURPOSES ONLY**

Is this Respondent a Minority, Women or Disabled Veteran Business Enterprise?

☒ No    ☐ Yes    If YES specify    ☐ MBE    ☐ WBE    ☐ DVBE

Has this Respondent been certified as a Minority, Women or Disabled Veteran Business Enterprise?

☒ No    ☐ Yes    If YES specify Certifying Agency \_\_\_\_\_

Please attach a copy of your certification.

# BUSINESS LICENSE

City of North Las Vegas  
2250 Las Vegas Blvd. North, Suite 110  
North Las Vegas, NV 89030

Mailing Address:

**COBALT TRUCK EQUIPMENT  
345 W KARCHER RD  
NAMPA, ID 83687**

In conformity with and subject to the provisions of the Ordinances of the City of North Las Vegas and the laws of the State of Nevada, license is hereby granted to operate the business described hereon:

License Number: **TRCK-000984-2020** Expiration Date: **08/31/2022**

License Type: **TRUCKING**


Classification: **TRUCKING**

Business Location: **COBALT TRUCK EQUIPMENT  
1607 INDUSTRIAL RD  
LAS VEGAS, NV 89102**

Owner/Principal(s): **IDAHO TRUCK SPECIALTIES LLC**

**CITY OF  
NORTH LAS VEGAS**

*Your Community of Choice*



Marc Jordan  
Director of Land Development &  
Community Services

**This license is not transferable  
POST IN A CONSPICUOUS PLACE**

Mayor  
**John J. Lee**

City Manager  
**Ryann Juden**

Council Members  
**Scott Black**  
**Pamela A. Goynes-Brown**  
**Isaac E. Barron**  
**Richard J. Cherchio**



**Finance Department**  
Purchasing Department  
2250 Las Vegas Boulevard, North · Suite #710 · North Las Vegas, Nevada  
89030 Telephone: (702) 633-1745 · Fax: (702) 669-3328 · TDD: (800) 326-6868  
[www.cityofnorthlasvegas.com](http://www.cityofnorthlasvegas.com)

**May 12, 2022**

**CITY OF NORTH LAS VEGAS  
INVITATION TO BID  
BID B-1667 Utility Crew Truck with Crane  
ADDENDUM #1**

The deadline for questions for this proposal was 12:00 p.m., Thursday, May 12, 2022.

No questions were received.

*Joy Yoshida*

---

Joy Yoshida  
Buyer  
Purchasing Department

**City of North Las Vegas**

**BID B-1667 Utility Crew Truck with Crane**

Pre-bid Meeting held on May 5, 2022 at 1:00 pm via Google Meet conference call  
Conference Call Attendees

**City of North Las Vegas**

Joy Yoshida, Buyer, Purchasing

Kenneth T. Malley, Assistant Manager Fleet Operations, Public Works

**Vendors**

No vendors attended.

**CITY OF NORTH LAS VEGAS  
INVITATION TO BID  
BID B-1667 Utility Crew Truck with Crane**

**EXHIBIT B**

**QUALIFICATIONS AND EXPERIENCE OF RESPONDENT**

**Name:** Onecimo Coronel, Territory Manager, Cobalt Truck Equipment

1. Respondent shall provide a brief description of the Responder's qualifications and experience, and number of years in operation.

Cobalt Truck Equipment has been building and servicing work trucks and truck equipment in the Las Vegas Valley for 13 plus years. Cobalt's Las Vegas shop

qualifies in all areas of requirements when it comes to work trucks due to their extensive experience with many builds and repairs for local customers.

In 2020 The City of North Las Vegas awarded 2 builds to Cobalt Truck Equipment that were delivered with the highest quality in 2021.

Provide 3 examples of contracts similar in size and scope that have been completed in the past 5 years. The City reserves the right to verify references for the companies identified. Ensure references have given permission to be contacted by the City.

**Example Contract 1:**

Company Name: Clark County Water Reclamation

Company Address: 5857 E. Flamingo Rd.

Las Vegas, NV 89122

Point of Contact: Douglas Moore Phone Number: 702-668-8090

E-Mail Address: dmoore@cleanwaterteam.com

Brief Description of Contract Scope: 2020 International Utility Truck with Crane body, Crane, Compressor and utility upfit.

5

Term of Contract (Base plus Option Years): 5

Year of Base Contract Award: 2019 Year Contract Completed: Active

Base Contract Amount: \$ 248,910.00 Total Contract Amount (including all option years) \$ Active

Did the contract contain a liquidated damages clause? ☐ YES ☒ NO

If yes, were damages assessed? ☐ YES ☐ NO If yes, what was the amount assessed? \$



**CITY OF NORTH LAS VEGAS  
INVITATION TO BID  
BID B-1667 Utility Crew Truck with Crane  
EXHIBIT B – QUALIFICATIONS AND EXPERIENCE OF RESPONDENT (Continued)**

**Example Contract 2:**

Company Name: Las Vegas Valley Water District

Company Address: 1001 S. Valley View Blvd. Las Vegas, NV 89153

Point of Contact: Mark Cathey Phone Number: 702-258-7179

E-Mail Address: mark.cathey@lvvwd.com

Brief Description of Contract Scope: 2021 International Mechanics Crane Body package with welder.

Term of Contract (Base plus Option Years): 5

Year of Base Contract Award: 2020 Year Contract Completed: Active

Base Contract Amount: \$1,401,360.00 Total Contract Amount (including all option years) \$ Active

Did the contract contain a liquidated damages clause? ☐ YES ☒ NO

If yes, were damages assessed? ☐ YES ☐ NO If yes, what was the amount assessed? \$

**Example Contract 3:** City of North Las Vegas

Company Name: 100 E. Brooks Ave. North Las Vegas, NV 89030

Company Address: Joy Yoshida

Point of Contact: Joy Yoshida Phone Number: 702-633-1745

E-Mail Address: yoshidaj@cityofnorthlasvegas.com

Brief Description of Contract Scope: 2021 International MV607 Chassis with a Stellar TMax-2 11 ft Crane body build upfit

Term of Contract (Base plus Option Years): 5

Year of Base Contract Award: 2020 Year Contract Completed: 2021

Base Contract Amount: \$ 455,500.00 Total Contract Amount (including all option years) \$ 456,720.00

Did the contract contain a liquidated damages clause? ☐ YES ☒ NO

If yes, were damages assessed? ☐ YES ☐ NO If yes, what was the amount assessed? \$

**(ATTACH ADDITIONAL SHEET(S) IF EXTRA SPACE IS NEEDED)**

**CITY OF NORTH LAS VEGAS  
INVITATION TO BID  
BID B-1667 Utility Crew Truck with Crane**

**EXHIBIT C – AFFIDAVIT OF REJECTION OF COVERAGE  
FOR WORKERS’ COMPENSATION  
UNDER NRS 616B.627 AND NRS 617.210**

In the State of Nevada, County of Clark, \_\_\_\_\_, being duly sworn,  
deposes and says:

1. I make the following assertions pursuant to NRS 616B.627 and NRS 617.210.
2. I am a sole proprietor who will not use the services of any employees in the performance of this Contract with the City of North Las Vegas.
3. In accordance with the provisions of NRS 616B.659, I have not elected to be included within the terms, conditions and provisions of chapters 616A to 616D, inclusive, of NRS, relating thereto.
4. I am otherwise in compliance with the terms, conditions and provisions of chapters 616A to 616D, inclusive, of NRS.
5. In accordance with the provisions of NRS 617.225, I have not elected to be included within the terms, conditions and provisions of chapter 617 of NRS.
6. I am otherwise in compliance with the terms, conditions and provisions of chapter 617 of NRS.
7. I acknowledge that the City of North Las Vegas will not be considered to be my employer or the employer of my employees, if any; and that the City of North Las Vegas is not liable as a principal contractor to me or my employees, if any, for any compensation or other damages as a result of an industrial injury or occupational disease incurred in the performance of this Contract.

I, \_\_\_\_\_, do here swear under penalty of perjury that the assertions of this affidavit are true.

Signed this \_\_\_\_\_ day of \_\_\_\_\_, 20\_\_\_\_\_.

Signature \_\_\_\_\_

State of \_\_\_\_\_

County of \_\_\_\_\_

Signed and sworn to (or affirmed) before me on this \_\_\_\_\_ day of \_\_\_\_\_, 20\_\_\_\_\_,

by \_\_\_\_\_ (name of person making statement).

Notary Signature \_\_\_\_\_

STAMP AND SEAL



**CITY OF NORTH LAS VEGAS  
INVITATION TO BID  
BID B-1667 Utility Crew Truck with Crane**

**EXHIBIT D- Non-Collusion Affidavit**

State of Nevada County of Clark  
Onesimo Coon being first duly sworn deposes that:

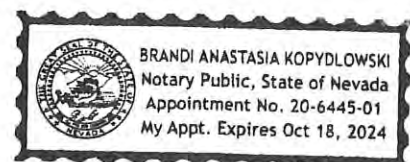
- (1) He/She is the Territory Mgr. of Cobalt Truck Equipment, the Respondent that has submitted the attached Bid.
- (2) He/She is fully informed respecting the preparation and contents of the attached Bid and of all pertinent circumstances respecting such Bid;
- (3) Such Bid is genuine and is not a collusive or sham Bid;
- (4) Neither the said Respondent nor any of its officers, partners, owners, agents, representatives, employees or parties in interest, including this affiant, has in any way colluded, conspired, connived or agreed, directly or indirectly, with any other Respondent, firm, or person to submit a collusive or sham Bid in connection with the contract or agreement for which the attached Bid has been submitted or to refrain from making a Bid in connection with such contract or agreement, or collusion or communication or conference with any other Respondent, or, to fix any overhead, profit, or cost element of the Bid price or the Bid price of any other Respondent, or to secure through collusion, conspiracy, connivance, or unlawful agreement any advantage against the City of North Las Vegas or any person interested in the proposed contract or agreement; and
- (5) The Bid of service outlined in the Bid is fair and proper and is not tainted by collusion, conspiracy, connivance, or unlawful agreement on the part of the Respondent/team or any of its agents, representatives, owners, employees, or parties including this affiant.

(Signed): [Signature]  
Title: \_\_\_\_\_

Subscribed and sworn to before me this 19 day of May 2022

Brandi Anastasia Kopydlowski  
Notary Public

My Commission expires: 10/28/2024






**CITY OF NORTH LAS VEGAS  
INVITATION TO BID  
BID B-1667 Utility Crew Truck with Crane**

**EXHIBIT E- Written Certification**

Pursuant to NRS 332.065(3), a governing body or its authorized representative shall not enter into a contract with an estimated value in excess of \$100,000 with a company unless the contract includes a written certification that the company is not currently engaged in, and agrees for the duration of the contract not to engage in, a boycott of Israel.

By signing below, the Respondent agrees and certifies that they do not currently boycott Israel and will not boycott Israel during any time in which they are entering into, or while in contract, with the City. If at any time after the signing of this certification, the Respondent decides to engage in a boycott of Israel, the Respondent must notify the City in writing.

Onecimo Coronel  
\_\_\_\_\_  
AUTHORIZED SIGNATURE NAME (TYPE OR PRINT)  
  
\_\_\_\_\_  
AUTHORIZED SIGNATURE

Onecimo Coronel  
\_\_\_\_\_  
LEGAL NAME OF RESPONDENT  
5/19/2022  
\_\_\_\_\_  
DATE

Territory Manager  
\_\_\_\_\_  
TITLE



**CITY OF NORTH LAS VEGAS  
INVITATION TO BID  
BID B-1667 Utility Crew Truck with Crane**

**EXHIBIT F- Exceptions to North Las Vegas Purchase Agreement**

Please provide an explanation to any and all exceptions on terms of the North Las Vegas Purchase Agreement.

No Exception on terms.

## UTILITY CREW TRUCK WITH CRANE PURCHASE AGREEMENT

This Utility Crew Truck with Crane Purchase Agreement (“Agreement”) is made and entered into as of \_\_\_\_\_ (“Effective Date”) by and between the City of North Las Vegas, a Nevada municipal corporation (“City”) and [name of entity], a [state of registration and type of entity] (“Provider”).

### RECITALS

WHEREAS, the City desires to purchase one (1) utility crew trucks with crane as detailed on Invitation to Bid B-1667 (“Invitation to Bid”), attached hereto as Exhibit A (“Products”).

WHEREAS, the City desires to purchase the Products from Provider as outlined in this Agreement, including Exhibit A and Exhibit B, and Provider agrees to sell and deliver the Products upon the terms and conditions described in this Agreement.

**NOW, THEREFORE**, upon good and valuable consideration, the receipt and sufficiency of which is hereby acknowledged, the City and the Provider agree to the following terms, conditions, and covenants:

### SECTION ONE RESPONSIBILITY OF PROVIDER

1.1. The Provider shall perform all of its obligations in the manner set forth in this Agreement including, without limitation, selling the Products to the City at the prices and quantities set forth in the Provider’s bid dated [ ] (“Bid”) attached hereto as Exhibit B, complying with the terms of the Invitation to Bid, attached hereto as Exhibit A, and all related additional or incidental tasks necessary to effectuate the intent of this Agreement.

1.2. The Products shall be new and must meet or exceed the technical specifications detailed in the Bid or as otherwise specified by the City.

1.3. The Provider shall ship the Products to a shipping address specified by the City (“Delivery Location”) F.O.B. Delivery Location as ordered by the City. Provider bears all risk of loss or damage to the Products until delivery of the Products to the City. Title to the Products passes to the City only after delivery and unloading of the Products at the Delivery Location is complete. Delivery of the Products is not complete until such Products have physically been received and accepted by the City.

1.4. The Provider shall furnish all user, instruction, or operator manuals for the Products as applicable.

1.5. The Provider shall furnish copies of all standard product warranties, extended warranties, and service and maintenance agreements for the Products from any manufacturer. To the extent possible, the Provider shall transfer or assign such warranties and agreements upon the request of the City.

1.6. The Provider shall promptly notify the City any time that the Provider fails to meet the requirements of this Agreement and shall, at its own expense, promptly take all actions to come back into compliance with this Agreement. If the Provider performs any additional task without obtaining the City's prior written approval, the Provider does so at its own risk and expense.

1.7. The Provider shall at its own expense comply at all times with all municipal, county, state and federal laws, regulations, rules, codes, ordinances, and other applicable legal requirements.

## **SECTION TWO PAYMENT AND TERM**

2.1. The term of this Agreement shall commence on the Effective Date and continue until the Products have been delivered and accepted by the City, unless earlier termination with accordance with the terms herein. Depending on the Products quantity that the City orders from the Provider the City may pay the Provider for the Products up to an amount not to exceed [ ] (\$ )] annually.

2.2. The prices in the Bid will remain in effect for the first three (3) years of the Agreement. No additional compensation shall be paid, and no increase in the time of performance shall be awarded to the Provider without the prior written authorization of the City to proceed with such changes.

2.3. Payment to the Provider shall be made within thirty (30) calendar days after the City receives each invoice from the Provider, provided that such invoice is complete, correct, and undisputed by the City. Upon reconciliation of all errors, corrections, credits, and disputes, payment to the Provider will be paid in full within 30 calendar days. Invoices received without a valid purchase order number will be returned unpaid. The Provider shall submit the original invoice to:

City of North Las Vegas Finance Department  
Attention: Accounts Payable  
2250 Las Vegas Blvd., North, Suite 700  
North Las Vegas, NV 89030

## **SECTION THREE REPRESENTATIONS AND WARRANTIES**

3.1. Provider represents and warrants for the benefit of City, in addition to any other representations and warranties made in this Agreement, with the knowledge and expectation of City's reliance thereon, as follows:

3.1.1. Provider is a duly formed and validly existing [entity type] and is in good standing pursuant to the laws of the State of Nevada and has the full power, authority and legal right to execute, deliver and perform under this Agreement.

3.1.2. The Products are now and shall be at the time of delivery free from any security interest, lien, or other encumbrance.

3.1.3. Provider is financially solvent, able to pay its debts as they mature, and possessed of sufficient working capital to perform all of its obligations under this Agreement.

3.2. The representations and warranties made by Provider survive the termination or expiration of the Agreement.

#### **SECTION FOUR INSURANCE**

Provider shall obtain and maintain, at its expense, the following insurance coverage for all work related to the performance of this Purchase Agreement: commercial general liability insurance, automobile liability insurance, worker's compensation insurance, and employers' liability insurance. While a copy of the Provider's insurance certificate is not immediately required, the City reserves the right to request a copy of the Provider's insurance certificate at any time during the Term of the Agreement. It is the Provider's responsibility to produce the insurance certificate upon the City's request.

#### **SECTION FIVE TERMINATION**

The City may terminate this Agreement at any time with or without cause upon notice to the Provider, and the City shall have no liability to the Provider for such termination except that the City shall pay the Provider for the reasonable value of the Products provided by the Provider to City up through and including the date of termination, provided that the Provider, within thirty (30) days following the date of the City's termination notice, submits an invoice for such Products in a form reasonably acceptable to the City and such invoice is supplemented by such underlying source documentation as is reasonably requested by the City.

#### **SECTION SIX INDEMNIFICATION**

Notwithstanding any of the insurance requirements or limits of liability set forth herein, the Provider shall defend, protect, indemnify, and hold harmless the City, and its officers, agents, and employees, from any liabilities, claims, damages, losses, expenses, proceedings, suits, actions, decrees, judgments, reasonable attorneys' fees, and court costs which the City suffers, and/or its officers, agents or employees suffer, as a result of, or arising out of, the negligent or intentional acts or omissions of the Provider, its agents, and employees, or anyone employed by any of them, in fulfillment or performance of the terms, conditions or covenants of this Agreement including, without limitation, compliance with the terms of Exhibit A, and Exhibit B. This Section shall survive the termination or expiration of this Agreement until such time as the applicable statutes of limitation expire.

#### **SECTION SEVEN NOTICES**

7.1. All notices, demands, and other instruments required or permitted to be given pursuant to this Agreement shall be in writing and be deemed effective upon delivery in writing if served by personal delivery, by overnight courier service, by facsimile, or by overnight express mail, or upon posting if sent by registered or certified mail, postage prepaid, return receipt requested, and addressed as follows:



To City: City of North Las Vegas  
Attention: Joy Yoshida  
2250 Las Vegas Blvd., North, Suite 820  
North Las Vegas, NV 89030  
Phone: 702-633- 1745

To Provider: [REDACTED]  
Attention: [REDACTED]  
[REDACTED]  
[REDACTED]  
Phone: [REDACTED]

7.2. The address to which any notice, demand, or other writing may be delivered to any party as above provided may be changed by written notice given by such party as above provided.

## **SECTION EIGHT SAFETY**

8.1. Obligation to Comply with Applicable Safety Rules and Standards. Contractor shall ensure that it is familiar with all applicable safety and health standards promulgated by state and federal governmental authorities including, but not limited to, all applicable requirements of the Occupational Safety and Health Act of 1970, including all applicable standards published in 29 C.F.R. parts 1910, and 1926 and applicable occupational safety and health standards promulgated under the state of Nevada. Contractor further recognizes that, while Contractor is performing any work on behalf the City, under the terms of this Agreement, Contractor agrees that it has the sole and exclusive responsibility to assure that its employees and the employees of its subcontractors comply at all times with all applicable safety and health standards as above-described and all applicable City safety and health rules.

8.2. Safety Equipment. Contractor will supply all of its employees and subcontractors with the appropriate Safety equipment required for performing functions at the City facilities.

## **SECTION NINE MISCELLANEOUS**

9.1. Nevada and City Law. The laws of the State of Nevada and the North Las Vegas Municipal Code shall govern the validity, construction, performance, and effect of this Agreement, without regard to conflicts of law. The parties to this Agreement consent to the jurisdiction of any court of competent jurisdiction in Clark County, Nevada to adjudicate any dispute related top this Agreement or actions to enforce or interpret the terms of this Agreement.

9.2. Assignment. Any attempt to assign this Agreement by the Provider without the prior written consent of the City shall be void.

9.3. Non-Waiver. The failure to enforce or the delay in enforcement of any provision of this Agreement by a party shall in no way be construed to be a waiver of such provision or right unless such party expressly waives such provision or right in writing.

9.4. Partial Invalidity. If any term of this Agreement should be held by a court of competent jurisdiction to be invalid, void or unenforceable, all provisions not held invalid, void or unenforceable, shall continue in full force and effect.

9.5. Controlling Agreement. To the extent any of the terms or provisions in the Bid conflict with this Agreement, the terms and provisions of this Agreement shall govern and control. Any additional, different or conflicting terms or provisions contained in Provider's Bid or any other written or oral communication from Provider shall not be binding in any way on the City whether or not such terms would materially alter this Agreement, and the City hereby objects thereto.

9.6. Attorneys' Fees. In the event any action is commenced by either party against the other in connection with this Agreement, the prevailing party shall be entitled to its costs and expenses, including reasonable attorneys' fees, as determined by the court, including without limitation, fees for the services of the City Attorney's Office. This Section 9.6 shall survive the completion of this Agreement until the applicable statutes of limitation expire.

9.7. Entire Agreement. This Agreement constitutes the entire agreement between the parties and supersedes all prior representations, agreements, and understandings of the parties. No addition to or modification of this Agreement shall be binding unless executed in writing by the parties hereto.

9.8. Time of Essence. Time is of the essence in the performance of this Agreement.

9.9. Shipping. The Products are to be packaged in a manner that assures they are protected against deterioration and contamination. All shipments are to meet applicable D.O.T. Regulations. Serial numbers noted on the packing slip must match the serial number of the actual goods shipped. Incorrect or questionable documentation of serial numbers may result in shipment rejection. Shipments rejected due to Provider error will be returned solely at Provider's cost.

9.10. Inspection. An authorized representative of the City will inspect the Products at time of delivery. If deficiencies are detected, the Products may be rejected and the Provider will be required to make necessary repairs, corrections, or replacements. Payment and/or commencement of a discount period will not be made until the corrective action is made, the Products are re-inspected, and accepted.

9.11. Further Assurances. The Provider shall execute and deliver all such documents and perform such acts as are reasonably requested by the City to complete its obligations under this Agreement.

9.12. Effect of Agreement Termination. In the event this Agreement is terminated, all rights and obligations of the parties hereunder shall cease, other than indemnity obligations, and matters that by their terms survive the termination hereof.

9.13. Fiscal Funding Out. The City reasonably believes that sufficient funds can be obtained to make all payments during the term of this Agreement. Pursuant to NRS Chapter 354, if the City does not allocate funds to continue the function performed by the Provider under this Agreement, this Agreement will be terminated when appropriated funds expire.

9.14. Public Record. Pursuant to NRS 239.010 and other applicable legal authority, each and every document provided to the City may be a “Public Record” open to inspection and copying by any person, except for those documents otherwise declared by law to be confidential. The City shall not be liable in any way to the Provider for the disclosure of any public record, including but not limited to documents provided to the City by the Provider. In the event the City is required to defend an action with regard to a public records request for documents submitted by the Provider, the Provider agrees to indemnify, hold harmless, and defend the City from all damages, costs, and expenses, including court costs and reasonable attorney’s fees related to such public records request. This section 8.14 shall survive the expiration or early termination of the Agreement.

9.15. Electronic Signatures. For purposes of this Agreement, the use of facsimile, email or other electronic medium shall have the same force and effect as original signatures.

9.16. Federal Funding. Supplier certifies that neither it nor its principals are presently debarred, suspended, proposed for debarment, declared ineligible, in receipt of a notice of proposed debarment or voluntarily excluded from participation in this transaction by any federal department or agency. This certification is made pursuant to the regulations implementing Executive Order 12549, Debarment and Suspension, 28 C.F.R. pt. 67, § 67.510, as published as pt. VII of the May 26, 1988, Federal Register (pp. 19160-19211), and any relevant program specific regulations. This provision shall be required of every subcontractor receiving any payment in whole or in part from federal funds.

9.17. Boycott of Israel. Pursuant to NRS 332.065(4), Provider certifies that the Provider is not currently engaged in a boycott of Israel, and Provider agrees not to engage in a boycott of Israel during the Term.

**IN WITNESS WHEREOF**, the City and the Provider have caused this Agreement to be executed as of the day and year first above written.

City of North Las Vegas,  
a Nevada municipal corporation

[REDACTED],  
a [REDACTED]

By: \_\_\_\_\_  
John J. Lee, Mayor

By: \_\_\_\_\_  
Title: \_\_\_\_\_  
Name: \_\_\_\_\_

Attest:

By: \_\_\_\_\_  
Jackie Rodgers, City Clerk

Approved as to Form:

By: \_\_\_\_\_  
Micaela Rustia Moore, City Attorney

Exhibit A

Invitation to Bid – BID B-1667

Please see attached page(s).

Exhibit B

Bid

Please see attached page(s).



**CITY OF NORTH LAS VEGAS  
INVITATION TO BID  
BID B-1667 Utility Crew Truck with Crane**

**EXHIBIT G- Technical Specifications Variance Sheet**

This must be uploaded with your bid.  
This document can be found on NGEM under the "Attachments" tab.

**CITY OF NORTH LAS VEGAS  
INVITATION TO BID  
BID B-XXXX Utility Crew Truck with Crane**

**EXHIBIT G  
Technical Specifications Variance Sheet**

BIDDERS MUST RETURN THIS FORM AND MAKE AN ENTRY FOR EACH NUMBERED SPECIFICATION IN THE SPACE PROVIDED OPPOSITE THE SPECIFICATION INDICATING CONFORMANCE TO SPECIFICATION. THE CITY OF NORTH LAS VEGAS RESERVES THE RIGHT TO REJECT ANY BID PROPOSAL THAT DOES NOT CONFORM WITH THE ABOVE REQUIREMENT. IF THERE IS NOT ENOUGH SPACE, ATTACH A SEPARATE PIECE OF PAPER.

<u>GENERAL</u> <u>SPECIFICATION NO. 1</u>  ➤ Class 7 Conventional ➤ Crew cab ➤ GVWR 33,000 lbs ➤ Front axle: 12,000 lb GAWR ➤ Rear axle: 21,000 lb GAWR ➤ 4 x 2	<u>VARIANCE</u>  Meet or exceeds specification.
<u>ENGINE &amp; EQUIPMENT</u> <u>SPECIFICATION NO. 2</u>  ➤ Cummins Diesel 325 hp minimum with 750 lb-ft of torque @ 1800 rpm ➤ Air cleaner-dry type ➤ Engine warning / shut down including warning light and chime. Engine protection shut down must be enabled ➤ Fuel/water separator ➤ Oil cooler-integral ➤ Air restriction indicator ➤ Alternator 150 amp minimum ➤ Single Horizontal exhaust	<u>VARIANCE</u>  Meet or exceeds specification.
<u>TRANSMISSION &amp; EQUIPMENT</u> <u>SPECIFICATION NO. 3</u>  ➤ Allison 3500 RDS series automatic matched to engine HP and torque. Left side PTO capable with ability to drive crane, compressor and hydraulic tool circuit without overheating. PTO port must be accessible for mounting PTO with direct mount pump. Transmission shall be equipped with low oil level sensor. Push-button control. ➤ Must be capable of 75 MPH highway speeds @	<u>VARIANCE</u>  Meet or exceeds specification.

<p>approximately 1800 RPM</p> <ul style="list-style-type: none"> <li>➤ Transmission shall be auto neutral when PTO is engaged.</li> </ul>	
<p><u>FRONT AXLE &amp; SUSPENSION</u> <u>SPECIFICATION NO. 4</u></p> <ul style="list-style-type: none"> <li>➤ Tubeless radial w/11R22.5</li> <li>➤ I Beam type</li> <li>➤ 12,000 lbs rating</li> <li>➤ Parabolic Taper Leaf Shackl Type with Shock Absorbers</li> </ul>	<p><u>VARIANCE</u></p> <p>Meet or exceeds specification.</p>
<p><u>REAR AXLE &amp; SUSPENSION</u> <u>SPECIFICATION NO. 5</u></p> <ul style="list-style-type: none"> <li>➤ 21,000 lbs rear axle capacity</li> <li>➤ Axle ratio:4.56 - capable of 75 mph highway speeds @ approximately 1800 engine RPM</li> <li>➤ Vari Rate springs for load</li> <li>➤ Shock absorbers</li> </ul>	<p><u>VARIANCE</u></p> <p>Axle Ratio 4.88 All other meet or exceeds specification.</p>
<p><u>BRAKE SYSTEM</u> <u>SPECIFICATION NO. 6</u></p> <ul style="list-style-type: none"> <li>➤ Air brakes system</li> <li>➤ ABS</li> <li>➤ Auto drains on all tanks</li> <li>➤ Bendix AD9 air dryer with heater (no sub)</li> <li>➤ Front and Rear Disc Brakes</li> <li>➤ Auto slack adjusters front and rear</li> </ul>	<p><u>VARIANCE</u></p> <p>Meet or exceeds specification.</p>
<p><u>FRAME &amp; WHEELBASE</u> <u>SPECIFICATION NO. 7</u></p> <ul style="list-style-type: none"> <li>➤ 120,000 psi yield steel frame</li> <li>➤ Wheelbase: 195" approximate</li> <li>➤ Cab to axle 84" approximate</li> </ul>	<p><u>VARIANCE</u></p> <p>Meet or exceeds specification.</p>
<p><u>CHASSIS EQUIPMENT</u> <u>SPECIFICATION NO. 8</u></p>	<p><u>VARIANCE</u></p>



<ul style="list-style-type: none"> <li>➤ Bumper front full width steel- painted manufacturer's standard color</li> <li>➤ (1) Boise Metal Works cone holder p/n BMW04220901 (no sub) installed on the front bumper with chassis specific hinged mounting bracket.</li> <li>➤ Two front tow hooks, one per side</li> <li>➤ Truck must have a clean frame from the back of the cab</li> </ul>	<p>Meet or exceeds specification.</p>
<p><u>FUEL TANKS &amp; EQUIPMENT</u> <u>SPECIFICATION NO. 9</u></p> <ul style="list-style-type: none"> <li>➤ Minimum 90 gallon fuel capacity (Fuel tank and DEF tank must be flush mount with the cab)</li> <li>➤ Largest fuel capacity available without extending beyond back of cab</li> <li>➤ (2) Top Draw, Non Polished Aluminum 40 US Gallon left side, 50 US Gallon right side, mounted left and right side under cab</li> </ul>	<p><u>VARIANCE</u></p> <p>-120 Gallon 50 gallon left side 70 gallon right side Meet or exceeds specification.</p>
<p><u>TIRES &amp; WHEELS</u> <u>SPECIFICATION NO. 10</u></p> <ul style="list-style-type: none"> <li>➤ (7) Heavy duty disc wheels w/11R22.5 premium grade radial tires rated for maximum allowable GVW rating for model offered; full size spare wheel and tire</li> </ul>	<p><u>VARIANCE</u></p> <p>Meet or exceeds specification.</p>
<p><u>CAB EXTERIOR &amp; INTERIOR</u> <u>SPECIFICATION NO.11</u></p> <ul style="list-style-type: none"> <li>➤ Hood- fiberglass forward titling front end including noise and splash shields and mud flaps.</li> <li>➤ Two high back air ride seats and factory installed center console. Integrated head rests. Seat backs must be fully adjustable.</li> <li>➤ Rear bench seat</li> <li>➤ Horns-dual air single base.</li> <li>➤ Mirrors- dual Powered</li> <li>➤ Factory glass all around.</li> <li>➤ Windshield- clear laminated glass.</li> <li>➤ Windshield wipers- two speed electric with windshield washer.</li> <li>➤ Factory installed dash instrument gauge package with tachometer and hour meter.</li> <li>➤ Factory installed air conditioning and heating.</li> <li>➤ AM/FM radio.</li> <li>➤ Dome light.</li> </ul>	<p><u>VARIANCE</u></p> <p>-Aftermarket center console installed - Single tone horn All other specs meet or exceed</p>

<ul style="list-style-type: none"> <li>➤ Power locks and power windows.</li> <li>➤ Ecco P/N EC7004SK (or equivalent) Back-up camera with (4) integrated ultrasonic proximity sensors and audible warning in cab</li> <li>➤ Dual sun visors.</li> <li>➤ (2) 12v auxiliary outlets.</li> <li>➤ (1) Factory installed lighted PTO control switch (electric shift).</li> <li>➤ Rubber floor mats.</li> <li>➤ Electronic backup alarm.</li> <li>➤ Preprinted UV laminate labels to be applied to switches to describe assigned functions</li> <li>➤ 12V Jumper leads mounted underneath rear passenger side door in open area with fuse box</li> <li>➤ Center consoles to be mounted in cab in between front seats with document holder and in front of rear bench seat with 2 cup holder.</li> <li>➤ Overall Height decals to be included and mounted on dash in two locations. Also, to be included and mounted on front left side of body for visibility through mirror by operator.</li> <li>➤ Laptop computer stand with adjustable mounting bracket <ul style="list-style-type: none"> <li>- Mounted on passenger side floor</li> <li>- Adjustable telescoping stand with Havis Dock and charge guard (No Subs)</li> <li>- Rotating swivel arms to allow positioning for use by driver or passenger</li> <li>- Universal laptop mounting platform</li> <li>- 360 degree swivel</li> </ul> </li> </ul>	
<p><u>LIGHTING &amp; ELECTRICAL</u> <u>SPECIFICATION NO.12</u></p> <ul style="list-style-type: none"> <li>➤ DOT APPROVED: Light Emitting Diode (LED)</li> <li>➤ Basic wiring schematic 12v negative ground system.</li> <li>➤ Automatic self-reset circuit breakers.</li> <li>➤ Halogen headlights.</li> <li>➤ Solid state HD flasher.</li> <li>➤ Self-canceling turn signals</li> <li>➤ Multi-strobe system supplied and installed <ul style="list-style-type: none"> <li>- (2) Federal Signal Micropulse Ultra strobe lights, (1) each side of body above fender wells</li> <li>- (2) Federal Signal corner strobe lights, (1) in each headlamp</li> <li>- (2) Federal Signal Quadraflare LED lights, mounted on rear of body</li> </ul> </li> <li>➤ Federal Signal Legend light bar mounted to top of cab guard on required mount for full visibility from front</li> </ul>	<p><u>VARIANCE</u></p> <p>Meet or exceeds specification.</p>

---

and rear

- On the slide switch
- Position 1 - Both arrow sticks should jog traffic left
- Position 2 - Both arrow sticks should jog traffic right
- Position 3 - Both arrow sticks should jog traffic center out
- On the 6-button portion from left to right:
- Upper row:
  - Left Button - (Label Mode 1) - Slow flash pattern for all amber lighting with flashing reverse lights and tail lights and forward-facing strobes
  - Center Button - (Label Mode 2) - Fast flash pattern for all amber lighting with flashing reverse lights and tail lights and forward-facing strobes
  - Right Button - (Label Front Cut Off) - Remove all forward amber lighting on the lightbar only.
- 
- Lower row:
  - Left Button - (Label Work Light) - Have this button override any rear facing amber light on the light bar to steady burn white even if the Mode 1 or Mode 2 is activated.
  - Center Button - (Label Full Flood) - Have this button override any forward-facing amber light on the light bar to steady burn white even if the Mode 1 or Mode 2 is activated.
  - Right Button - (Label Alley Scroll) - (On the lightbar) Have this button toggle: 1st button push left (activate the left white light), 2nd button push (turn off left light and then activate the right white light, and 3rd button push turns off right white light. This function should override mode 1 or mode 2 functions.
- Federal Signal Latitude (SL8S-A48) 48" directional light bar
  - Recessed in rear bumper
- Betts Industries Inc. P/N: M315191000 (no sub) 12V DC work light to illuminate rear work area
  - Light to be mounted with all wiring enclosed inside body
- Flush mount LED tail, clearance, directional and backup lights, trailer connection to be a 7 way RV Flat.
- All components, lights and accessories shall be mounted/ installed per manufacturer recommendations.
- All wiring shall be loomed hidden and protected at chafing points. Scotch lock type connectors are not permitted.
- All aftermarket installed equipment such as utility body, crane, compressor and lighting shall utilize truck manufacturer- installed programmable power modules, switches, and controller(s). Switches and controllers shall be factory dash mounted in plain view of the

<p>operator. Final location to be approved by Fleet. Chassis shall be factory pre wired/ equipped for all aftermarket up-fitter installed equipment. Provisions to include power sources, remote start, stop idle control and auto neutral. All wiring shall be loomed, hidden and protected at chafing points. Scotch lock type connectors are not permitted. No more than 100 Milliamp draw with all modules turned off.</p> <ul style="list-style-type: none"> <li>➤ (3) 12-volt batteries frame mounted under cab, 2850 minimum.</li> <li>➤ <u>Brake controller installed per manufacturer, part number 80550 no sub</u></li> <li>➤ <u>Charge Guard installed per manufacturer, part number GCGX, no sub</u></li> </ul>	
<p><u>PAINT</u> <u>SPECIFICATION NO.13</u></p> <ul style="list-style-type: none"> <li>➤ One color, white.</li> <li>➤ Exterior: White Urethane with total finish thickness of minimum 4 mils, then baked dry.</li> <li>➤ All aftermarket body and mounting components shall be undercoated with rubberized polyurethane undercoating.</li> <li>➤ The crane body assembly shall be washed with a hot alkaline cleaner, phosphate coated and rinsed with seal coat to prevent flash rust. The body shall be baked dry, undercoated with rubberized polyurethane undercoating thoroughly sanded and prime painted. The unit to be top coated with industrial quality urethane paint to a total finish thickness of minimum 4 mils, then baked dry.</li> <li>➤ Speed liner the front of the body white. Speed liner the cargo area floor and walls light grey. Speed liner tailgate interior, over the top and down the rear ¼”.</li> <li>➤ Front wheel color; vendor powder coated white.</li> <li>➤ Rear wheel color; vendor powder coated white.</li> <li>➤ (1) Spare wheel; vendor powder coated white</li> </ul>	<p><u>VARIANCE</u></p> <p>Meet or exceeds specification.</p>
<p><u>MANUALS/KEYS</u> <u>SPECIFICATION NO.14</u></p> <ul style="list-style-type: none"> <li>➤ Two sets of service, repair and diagnostic manuals to be provided for vehicle and all mounted equipment. Manuals to be delivered with vehicle. CD's or free online access to service and diagnostic manuals is an acceptable substitute for paper manuals.</li> <li>➤ PC-based diagnostic software to troubleshoot diagnose and repair engine, transmission, cab, chassis and all</li> </ul>	<p><u>VARIANCE</u></p> <p>Meet or exceeds specification.</p>

<p>vehicle subsystems including, but not limited to HVAC systems, instrument clusters, lighting, ABS brake systems and power distribution modules. All required interface adaptors and cabling must be provided.</p> <ul style="list-style-type: none"> <li>➤ Six sets of keys for all locks/ ignitions.</li> <li>➤ All compartments keyed alike.</li> <li>➤ Manuals are to be delivered with the vehicle in binders. Binders shall be tabbed and organized by the system.</li> <li>➤ Electrical and hydraulic schematics must be supplied for all auxiliary equipment to include interface to chassis. Handwritten schematics will not be accepted.</li> </ul>	
<p><u>STEERING</u> <u>SPECIFICATION NO.15</u></p> <ul style="list-style-type: none"> <li>➤ Power assist.</li> </ul>	<p><u>VARIANCE</u></p> <p>Meet or exceeds specification.</p>
<p><u>SPECIAL EQUIPMENT</u> <u>SPECIFICATION NO. 16</u></p> <p><b><u>UTILITY BODY</u></b></p> <ul style="list-style-type: none"> <li>➤ Stellar TMax 2-11' Crane Body (or equal): 133" long x 94" wide x 60" high side bins: Right side body compartments to be raised to 60" high to accommodate full size oxygen/acetylene bottles. 22" deep compartments. Left side body compartments to be raised 60" high full length. Body to have a minimum rating to accept a 77,800 ft-lb crane. Body to have a standard right rear integrated crane compartment. 21" deep work bench bumper with through compartment and hitch insert. 12" fold down tailgate with latch hardware. Body to include reinforcement for hydraulic crane. Non-factory reinforcement kits are not acceptable. Primed, painted and undercoated. (Measurements are approximate) Compartment key locks to be cylinder type.</li> <li>➤ The understructure shall be constructed to form a torsion box design. The rear tubing cross-members shall be attached to the reinforced crane compartment and utilize the torsion box design for unitized load distribution to prevent distortion of the truck and chassis frame. The rear outrigger shall be an integral part of the torsion box construction and shall be attached with ¼" gussets longitudinally.</li> </ul>	<p><u>VARIANCE</u></p> <p>Meet or exceeds specification.</p>

- 
- The cargo deck shall be constructed of 1/8" thick tread plate and shall be welded solid to the compartments. The cargo space between the compartments shall be 50" wide and there shall be no wheel well protruding into the cargo deck area.
  - The doors on the body shall be constructed of aluminum. Each door will utilize stainless steel hinges, with T-handled, powder-coated, cast steel latches with common keys, and automotive extruded bulb type weather stripping. All doors shall be equipped double spring over center door closures on all vertical doors. Additional door bumpers to be utilized to keep doors from contacting against each other when fully opened against back sides.
  - All compartments shall be constructed of galvanized steel. The compartment side packs shall be constructed of a combination of 12 and 14 gauge galvanized steel with 10 gauge galvanized smooth steel tops and 1/8" thick treadplate backs. Each side pack shall incorporate an integral outside rain eave. All compartments shall be made weather resistant by caulking all seams with a polyurethane sealant. There shall be (2) grab handles provided at the rear of the body to assist in accessing the load bed. (1) per side.
  - The electrical system must consist of a central power distribution point in the crane box using automotive-style harnesses. The circuits shall use white wire with the circuit function printed every three inches. The harness shall be protected by an overbraid that is heat and cut resistant. Central power distribution wired to a master power switch in the cab. Master power switch shall have a red indicator light.
  - The right front vertical compartment (RV1) to be 60" H x 35" W x 22" D. RV1 shall be vented for oxygen-acetylene bottle storage. Equipped with:
    - (2) bottle oxy/acetylene bottle holder with metal retainer (nylon strap unacceptable) installed opposite the drawer unit mounted onto pull out tray.
    - ReelCraft p/n TW 7450 (no sub) 1/4" x 50' spring rewind oxy/acetylene hose reel installed to the ceiling of the compartment with tap blocks, no holes through body. Reel shall be recessed into compartment to allow for storage of full height oxy/acetylene bottles.
    - Drop down pipe support bracket mounted
-

<p>on RF corner of body</p> <ul style="list-style-type: none"> <li>- Poly spacer</li> <li>- Stainless steel hardware</li> <li>- Powder coated white</li> <li>- (1) Boise Metal works P/N BMW02201201 (or equal) spray can/ torch tip trays installed on the inside of the compartment rear door.</li> <li>- CTE HD Steel 182216 (no sub) heavy duty (8) drawer unit. The drawer unit shall consist of (1) 7" (2)-5", (5)-3" with 250 lbs slides and rubber pads in each drawer. The drawer unit will be installed into the compartment floor. Drawers to have standard divider kits.</li> <li>- (1) full width fixed shelf on top of the drawer unit</li> <li>-</li> </ul> <p>➤ The second right side vertical compartment (RV2) shall have a single door. The compartment shall be 60"H x 35"W x 22" D. Equipped with:</p> <p>➤ (1) Full width adjustable shelf</p> <p>➤ Vanair Control Center to be mounted in compartment</p> <p>➤ The right side horizontal compartment (RH) shall have overlapping double doors. The compartment shall be 24"H x 51"W x 22" D. Equipped with:</p> <ul style="list-style-type: none"> <li>- (1) adjustable shelf</li> <li>- CTE HD Steel 181635 (no sub) heavy duty (8) drawer unit. The drawer unit shall consist of (5)-3" with 250 lbs slides and rubber pads in each drawer. The drawer unit will be installed into the compartment floor. Drawers to have standard divider kits.</li> <li>- (1) full width fixed shelf on top of the drawer unit</li> <li>- Aims 3600 watt modified sine wave inverter P/N 360012120w (No Sub) with on/off remote P/N RC300 (No Sub). Inverter to be installed using 4/0 cable with a 35 amp fuse. Install the inverter fuse into the positive lead. Fuse should be located within 12" of battery. Install 3/4" strain relief fitting where cable enters compartment. Install remote on/off switch in cab on dash wired to only turn on inverter when ignition key is in run position.</li> <li>- Electrical power strip installed, includes (6) 110V outlet plugs and built in surge protection.</li> <li>- Pull-out work platform installed to</li> </ul>	
--	--

---

compartment floor. Emberton p/n 180443  
(no sub).

- The right rear compartment (RR) shall be constructed from one-piece 3/16" steel sides and a 3/4" steel top with reinforcing vertical plates welded perpendicular to the top plate. This compartment shall be structurally connected to the torsion box sub-frame and the outrigger housing support members. The compartment shall incorporate a drip pan that routes any water that may enter through the crane mounting area, out of the compartment. This compartment shall have a single, forward swinging door, which shall incorporate crane control storage. The crane compartment must be an integral part of the body and shall be 60"H x 27"W x 22" D.  
Equipped with:
    - Radio transmitter storage cradle.
    - Air hose reel (see spec 20).
    - 5 Gallon Water cask mounted on slide out.  
Emberton p/n EMB160315 (no sub).
  - The left front vertical compartment (LV1F) shall have a single door. The compartment shall be 60"H x 35"W x 22" deep. Equipped with:
    - (4) adjustable shelves
    - LED strip lights
    - Floor to be reinforced with 1/8" Steel diamondplate on floor.
  - The second left side vertical compartment (LV1R) shall have a single door. The compartment shall be 60"H x 35" W x 22" D nominal. Equipped with:
    - CTE HD Steel 183516 (no sub) heavy duty (8) drawer unit. The drawer unit shall consist of (1) 7" (2)-5", (5)-3" with 250 lbs slides and rubber pads in each drawer. The drawer unit will be installed into the compartment floor. Drawers to have standard divider kits.
    - (1) full width fixed top shelf above drawer unit
    - (4) torch tip/spray can tray BMW P/N 10210220 (No Sub) mounted to compartment doors
  - The left side horizontal compartment (LH) shall have overlapping double doors. The compartment shall be 24"H x 51"W x 22"D nominal. Equipped with:
    - (1) adjustable shelf
    - CTE HD Steel 181635 (no sub) heavy duty (5) drawer unit. The drawer unit shall
-



<p>consist of (5)-3" with 250 lbs slides and rubber pads in each drawer. The drawer unit will be installed into the compartment floor. Drawers to have standard divider kits.</p> <ul style="list-style-type: none"> <li>- (1) full width fixed shelf on top of the drawer unit</li> <li>- Pull-out work platform installed to compartment floor. Emberton p/n 180443 (no sub)</li> <li>- LED strip lights.</li> </ul> <p>➤ The left rear vertical compartment (LR) shall have a single door. The compartment shall be 60"H x 22"D x 27"W nominal. Equipped with:</p> <ul style="list-style-type: none"> <li>- 1" x 50' air hose reel</li> <li>- Safety valve.</li> <li>- ½" x 25' twin line hydraulic hose reel.</li> <li>- LED strip lights.</li> <li>- ½" x 25' twin line hose extensions.</li> <li>- Flow control for hydraulic tool circuit.</li> </ul> <p>➤ Maxxima LED strip lighting (No Sub) shall be installed in all compartments on the top and the sides. Lighting to be installed with angled aluminum strips and dip clamps. Two-sided tape will not be accepted. Controlled by switch panel in RR compartment **Not to be mounted in compartments with tanks(RV1)</p> <p>➤ Install LED Go Light (no sub), on the corner on the curbside front of the body. On the front of body location use mounting plate p/n BMW09261204 (or equal).</p> <p>➤ (2) Chock holders installed CS side in fender wells. Provide (2) wheel chocks.</p> <p>➤ (2) 110v GFI electric outlets as follows:</p> <p>➤ (1) C/S rear of body wired to inverter</p> <p>➤ (1) at the base of the laptop stand wired to inverter</p>	
<p><u>CARGO</u> <span style="float: right;"><u>AREA</u></span></p> <p><u>SPECIFICATION NO.17</u></p>	<p><u>VARIANCE</u></p>
<p>➤ Jobox 48" Heavy Duty Steel Storage Chest installed as follows:</p> <ul style="list-style-type: none"> <li>- Mounted in cargo area by hydraulic tank without legs</li> <li>- 48"W x 24"D x 27"H</li> </ul>	<p>Meet or exceeds specification.</p>

- 
- Heavy duty cab protector BMW P/N 20213240 (No Sub). Cab protector must be welded in place and seam sealer applied to joints before paint.
  - Open top storage box p/n BMW09261202 (or equal) installed on the street side compartment top). Expanded metal on inside wall both ends solid. Box to be stitch welded in place and seam sealed before painted. 11' of E-Track mounted outside inner wall (length of body) w/ (8) 6" swivel hooks. Open chute storage door to be utilized on rear end of box with spring assist quiet latch with chain.
  - Curb-side block storage compartment Boise Metal Works p/n BMW10090601R3 (or equal) installed on the compartment top behind hydraulic oil cooler and ending before the crane. Rubber pad installed on the floor. Weld on with drains to the cargo area.
  - (8) Boise Metal Works swivel hooks BMW11041301 (or equal) installed to E-Track on the ladder storage box. Constructed of ½" rods with 4" throw. E-Track to run full length of ladder storage and be stitch welded and seam sealed before paint.
  - Shovel holders and (2) D rings to be mounted on top of SS compartment in towards rear open area.
  - Gas tamper/air hammer and jackhammer storage installed:
    - Mounted on SS rear of body to electric/hydraulic outrigger with tube cap on top
    - Plates to match specific equipment utilized by the city (See drawings for reference)
  - Step bolt on hand rail installed on rear of body as follows:
    - Powder coated Yellow
    - Installed with stainless steel hardware
  - 15 Ton Capacity Pintle Hook
  - E-Track installed in Cargo Area as follows.
    - (1) 11' rows of E-track on CS wall. (1) at top of compartment and (1) ½ way to floor.
    - (8) ½" x 6" locking hooks on e-track
    - (2) 11' rows of E-track on SS wall. (1) at top of compartment and (1) ½ way to floor.
    - (8) ½" x 4" locking hooks on e-track
-

<u>WORKBENCH</u> <u>SPECIFICATION NO.18</u>	<u>VARIANCE</u>
<ul style="list-style-type: none"> <li>➤ Boise Metal Works p/n BMW11071302 (no sub) rear bumper storage compartment installed. 3/8" X10 steel plate lid and end plates with 2" clamping lip. Locking hidden hinged lid. Lock pin accessible through curbside bumper compartment side door. Safety prop rod for bumper lid to be included in design. Cross bars installed at the bumper through compartment ends. Grip tape installed on bumper top.</li> <li>➤ Install a hydraulic lift platform for a ground tamper that is 16" x 20" and has a 500 lbs capacity. Also, to include Jackhammer holder. The tamper platform must lower to ground level using an electric over hydraulic cylinder with controls in the LR compartment. The platform must be able to stow in a fixed position with a quick release locking pin. To include locking storage, stand for hydraulic breaker. Tamper &amp; jackhammer lift holder rods to use lock pins in lieu of cotter pins. CS vise hitch pin to use lock pin as well. The saddle arm to be applied with black Speed liner. <b>3D drawings of lift platform are required within two weeks of award of bid.</b></li> <li>➤ Boise Metal Works pull out step p/n BMW07080901 (no sub) installed on the street side and curb side of the rear bumper &amp; Speed liner black.</li> <li>➤ O'Reilly 12v quick plug (77341102427) installed: <ul style="list-style-type: none"> <li>➤ -Mounted on SS rear of body</li> <li>➤ -(2) 12v outlets</li> <li>➤ -110 V GFI</li> </ul> </li> <li>➤ Install 6 1/2" Wilton Trade-master p/n 1765 vise (or equal) on the curbside corner of the bumper with adjustable vise mount, p/n CTE17181920 (no subs)</li> <li>➤ Ridgid(1VUV9) pipe vise installed on removable vise mount <ul style="list-style-type: none"> <li>-Locking pin</li> <li>-Powder coat red with adjustable vise mount, p/n CTE17181921 (no subs)</li> </ul> </li> </ul>	<p>Meet or exceeds specification.</p>

<ul style="list-style-type: none"> <li>➤ Install hand rail on curbside of workbench bumper for cargo area access (see illustration).</li> <li>➤ Vise mount slots to be located in 3 locations on workbench bumper for accessibility.</li> </ul>	
<p><u>Hydraulic CRANE</u></p> <p><u>SPECIFICATION NO. 19</u></p> <ul style="list-style-type: none"> <li>➤ Electric crane shall be a Stellar 12621 (or equal) mounted on the curb side of the mechanics body and have a maximum lifting capacity of 12,000 lb and 3,140 lb at 21 ft. with a rating of 77,800 ft-lb.</li> <li>➤ The extension boom shall consist of two telescoping booms which shall telescope hydraulically and manually to 21'.</li> <li>➤ The horizontal reach from centerline of rotation shall not be less than 21'</li> <li>➤ Lifting height from crane mounting surface shall be no less than 23'.</li> <li>➤ The crane boom support shall be <u>non adjustable</u> mounted to the service body on a reinforcement plate to protect the body from distortion, welded and sealed. Crane to set as close to horizontal as possible. No holes in the compartment top.</li> <li>➤ Crane functions shall be proportional with manual override. Fully functional FM remote control pendant. A FM bypass cable must be provided.</li> <li>➤ Transmission driven hot shift PTO with direct mount tandem section hydraulic pump to provide a minimum of 10gpm @ 3,000 psi to crane and tool circuit. <b>Pumps will need to be sized at approximately 12gpm to allow for hydraulic fan operation at the Hydrapak.</b> The PTO shall not engage while the transmission is in gear.</li> <li>➤ Hydraulic system to be equipped with a Hydrapak MH3T hydraulic drive cooling system mounted to the front cargo area. Shut-off ball valves must be included to aid in filter replacement. O-ring or JIC fittings on tank, no pipe thread accepted. System must be capable of operating in extremely hot weather 120 degree (F) plus for extended periods of time.</li> </ul>	<p><u>VARIANCE</u></p> <p>Meet or exceeds specification.</p>

<ul style="list-style-type: none"> <li>➤ 17-gallon hydraulic tank, Boise Metal Works Part# BMW06151103 (or equal) installed against the bulkhead of the body using a 2” non-vented filler cap and a 5 micron breather filter. Tank to be powder coated white to match body. MH3 T and tank combination must be installed as per manufacturer recommendations.</li> <li>➤ Hydraulic system shall be equipped with a 40 GPM, 10 micron return filter.</li> <li>➤ All hydraulic/hose fittings shall be JIC or O-ring. No pipe thread allowed.</li> <li>➤ Engine start function shall not operate unless transmission is in neutral and parking brake is set.</li> <li>➤ Engine shall be equipped with an electronic variable idle speed control.</li> <li>➤ Single line speed to be at a minimum of 60 fpm.</li> <li>➤ Crane shall be equipped with automatic overload protection.</li> <li>➤ The lift side of cylinders must be equipped with counter balance valves to prevent sudden cylinder collapse in case of hose or other hydraulic failure.</li> <li>➤ The crane shall have no less than 400 degrees of power rotation.</li> <li>➤ Rear hydraulic out/in; up/down outriggers installed. Outrigger control panel located in RR compartment. Hydraulic outrigger functions operated with electric over hydraulic rocker switches.</li> <li>➤ Anti-two block prevention</li> <li>➤ Buzzer/light indicator for radio remote transmitter installed. Buzzer/light will be activated whenever radio remote transmitter if not plugged into socket in crane compartment or an emergency brake is released.</li> <li>➤ Must meet OSHA 1910.180 requirements and ANSI B30.5 safety standards</li> <li>➤ Certified crane inspection must be provided upon truck delivery.</li> </ul>	
--	--

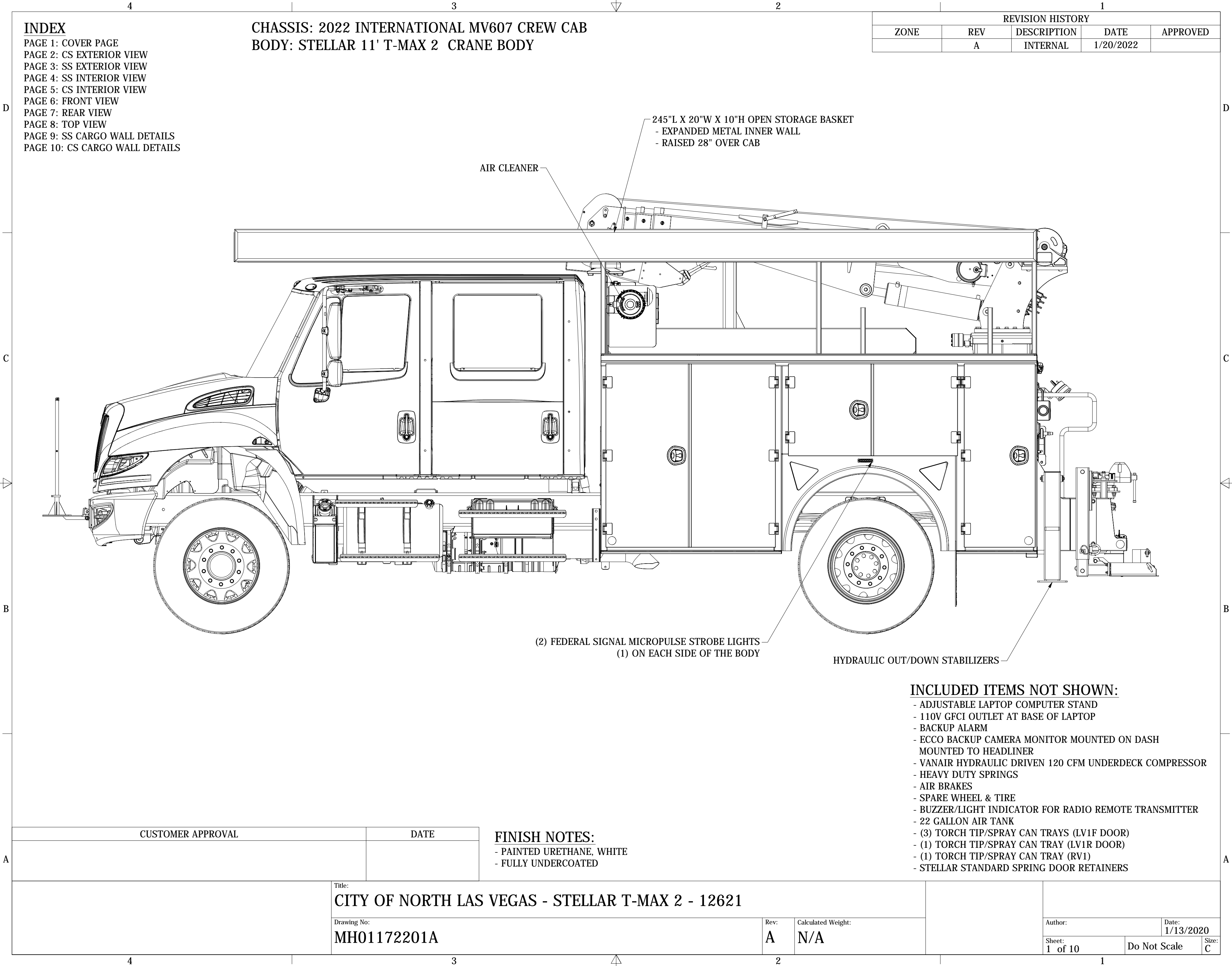
<u>COMPRESSOR / GENERATOR</u> <u>SPECIFICATION NO. 20</u>	<u>VARIANCE</u>
<ul style="list-style-type: none"> <li>➤ Vanair Genair Under-Deck 125 CFM @ 150 psi air compressor (no sub), shaft driven with integral 7.2 kw generator.</li> <li>➤ Hot shift PTO with control switch audio alarm and indicator light in a clear forward view of the driver.</li> <li>➤ 2.5 inch 1310 series driveline with universal joints, yoke and companion flange</li> <li>➤ Compressed air plumbed to the pneumatic service reel located in RR compartment. There shall be shut off valve for the hose reel and a storage coupler for the hose end.</li> <li>➤ A filter/luber/regulator is to be installed in the RR compartment with a synflex hose plumbed through the floor to drain the filter.</li> <li>➤ Vanair V-Tec Total Electronic Control and Diagnostic System installed.</li> <li>➤ Vanair Genair control panel with hertz meter for (4) 110v socket and (1) 230v socket built-in installed in RV2 compartment. To include one additional 20amp breaker for A/C cord reel.</li> <li>➤ 22 gallon frame mount air tank installed between frame rails under rear bumper. Tank to be plumbed to compressor with 500psi stainless steel reinforced hose.</li> <li>➤ Aluminum air distribution block, Custom Fluid Power P/N MANIFOLD (or equal) installed at the rear of the body on the curb side with 3 ports to be plumbed directly to air tank for unregulated air supply.</li> <li>➤ Compressor system must be equipped with an automatic blow-down valve.</li> <li>➤ Sight glass to include 90-degree fitting for visibility from curbside</li> <li>➤ Air Drain valve kit to be installed underneath body not to protrude beyond the body sides. P/N CTE16079102</li> <li>➤ Bidder must be an authorized distributor for Vanair products and be able to provide proper installation, warranty, repairs and maintenance on entire Vanair system.</li> </ul>	<p>Meet or exceeds specification.</p>

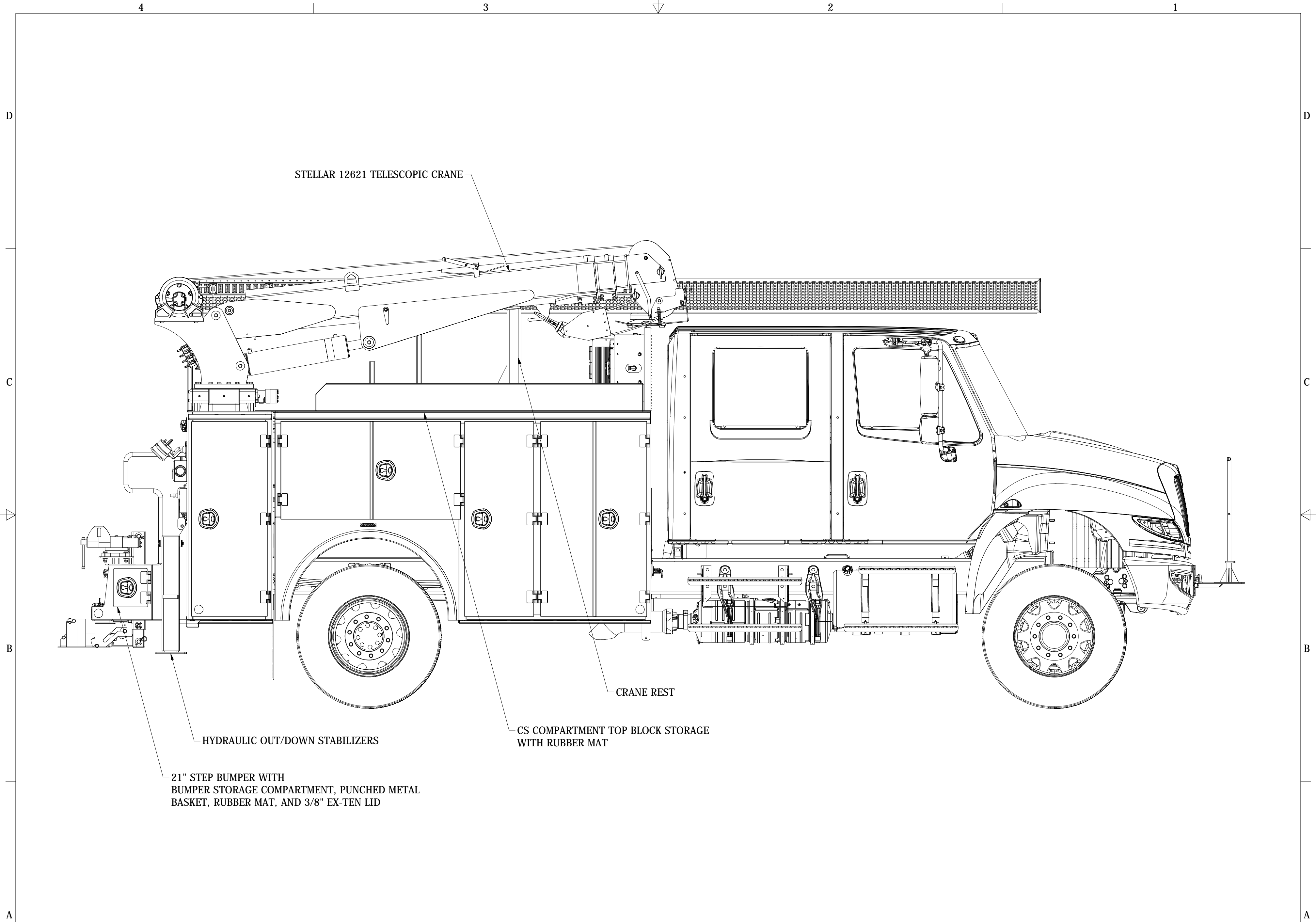
<p><u>HYDRAULIC TOOL CIRCUIT SPECIFICATION NO.21</u></p> <ul style="list-style-type: none"> <li>➤ Open-center hydraulic tool circuit system</li> <li>➤ Provide, install, and plumb a Reel-craft Reel model TH88000 OMP (no sub). Reel to be equipped with 50 ft of Gates Twin Line, Part# 8CM2T-MP 3500 psi hydraulic hose with quick disconnect Weatherhead #FF495-4 and #ff491-4 fittings. Hydraulic service reel to be supplied hydraulic fluid at 10GPM at 2,500 PSI by the PTO hydraulic pump. Tool circuit to be controlled by electric over hydraulic control valve. Reel to be mounted to ceiling of RV1 compartment using pre-tapped mounting plate. No holes through body. Include nozzle drip tube for storing tool circuit hose connections.</li> <li>➤ Hydraulic system to utilize the same tank and filter system used for the crane.</li> <li>➤ All hydraulic hoses shall be properly anchored and protected at chafing points.</li> <li>➤ <u>All hydraulic/hose fittings shall be JIC. Or O-ring. No pipe thread allowed.</u></li> <li>➤ All components such as compressor hose reels and lights shall be mounted and installed per/to manufacturer recommendations</li> <li>➤ Crane, compressor, generator and hydraulic tool circuit must be able to operate simultaneously and efficiently at the same engine RPM not to exceed 1,400. Remote engine start and high idle function shall not operate unless transmission is in neutral and parking brake is engaged. Generator to have 60hz output. (Note: Compressor will operate at approximately 125 CFM when all functions are in operation)</li> <li>➤ Hydraulic system shall have adequate capacity and cooling to prevent overheating when operating at high temperatures 120 degrees plus for extended periods of time.</li> <li>➤ Transmission shall auto-neutral when PTO's are engaged. Auto neutral over ride switch will not be accepted.</li> </ul>	<p><u>VARIANCE</u></p> <p>Meet or exceeds specification.</p>

<u>WARRANTY</u> <u>SPECIFICATION NO.22</u> <ul style="list-style-type: none"> <li>➤ <u>Chassis:</u></li> <li>➤ Standard dealer warranty plus extended 5 yr./100,000 mile power train and 5,000 engine hour warranty (MAXIMUM \$100.00 DEDUCTIBLE) Warranty begins when vehicle is put into service by City of North Las Vegas</li> <li>➤ <u>Compressor:</u></li> <li>➤ Under deck shaft driven rotary screw air compressor/generator to have a life time warranty on the air end when adhering to prescribed maintenance schedules.</li> <li>➤ All other parts including the compressor unit shaft seal &amp; generator are warranted for (12) months.</li> <li>➤ <u>Body &amp; Crane:</u></li> <li>➤ A 36-month warranty on body, and crane to cover 3 years labor and workmanship, 3 years original and replacement parts, three years original crane structural parts, five years body rust-through coverage. Written warranty to be included with bid.</li> <li>➤ <u>Paint/Bedliner:</u></li> <li>➤ 5 year paint and Speed liner coverage on structural components of body, doors, and panels to be free from defects such as corrosion, blisters, unreasonable color loss, or delamination determined to be the result of paint failure. Written warranty must be included with bid.</li> </ul>	<u>VARIANCE</u> <p>Meet or exceeds specification.</p> <p>Requested warranties attached.</p>
<u>OTHER ITEMS</u> <u>SPECIFICATION NO.23</u> <ul style="list-style-type: none"> <li>➤ 2D layout drawings provided with bid.</li> <li>➤ 3D CAD drawing of entire truck package and any specialized items noted on the bid will be required within 2 weeks after receipt of award.</li> <li>➤ A weight slip must be provided from a registered scale agent upon delivery.</li> <li>➤ A loaded computer generated weight distribution analysis will be required within 2 weeks after receipt of award.</li> </ul>	<u>VARIANCE</u> <p>2D layout drawings attached.</p> <p>Meet or exceeds specification.</p>

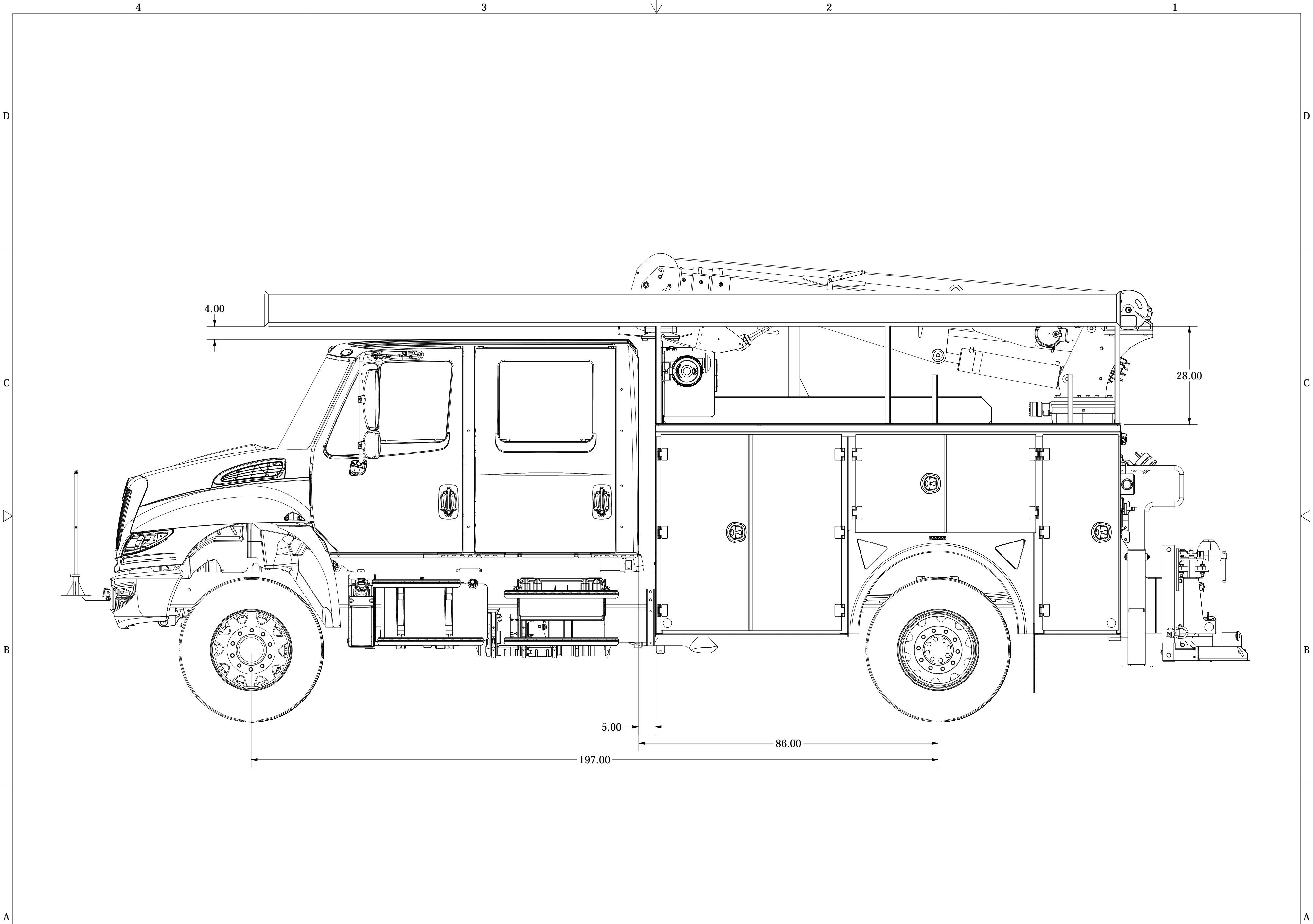


- |  |  |
|--|--|
| <ul style="list-style-type: none"><li>➤ Severe duty spring work package to be included; spring work to be performed after truck has been delivered and loaded with tools and equipment by City of North Las Vegas. After spring work is completed, body package is to set approximately 2” higher in the rear and level side to side.</li><li>➤ Two hard copies of operator manuals for vehicle and all mounted equipment must be provided at time of delivery. Salesman to schedule orientation and operational training at both Fleet and Utilities yards. Operator video must be provided if available.</li></ul> |  |
| <p>PART &amp; COMPONENTS CONTACT INFORMATION:</p> <ul style="list-style-type: none"><li>➤ Boise Metal Works<br/>11345 W. President Avenue<br/>Boise, ID 83713<br/>208-376-7777</li><li>➤ Custom Fluid Power<br/>16083 Franklin Blvd. Suite #1<br/>Nampa, ID 83687<br/>208-461-7153</li></ul>   |  |

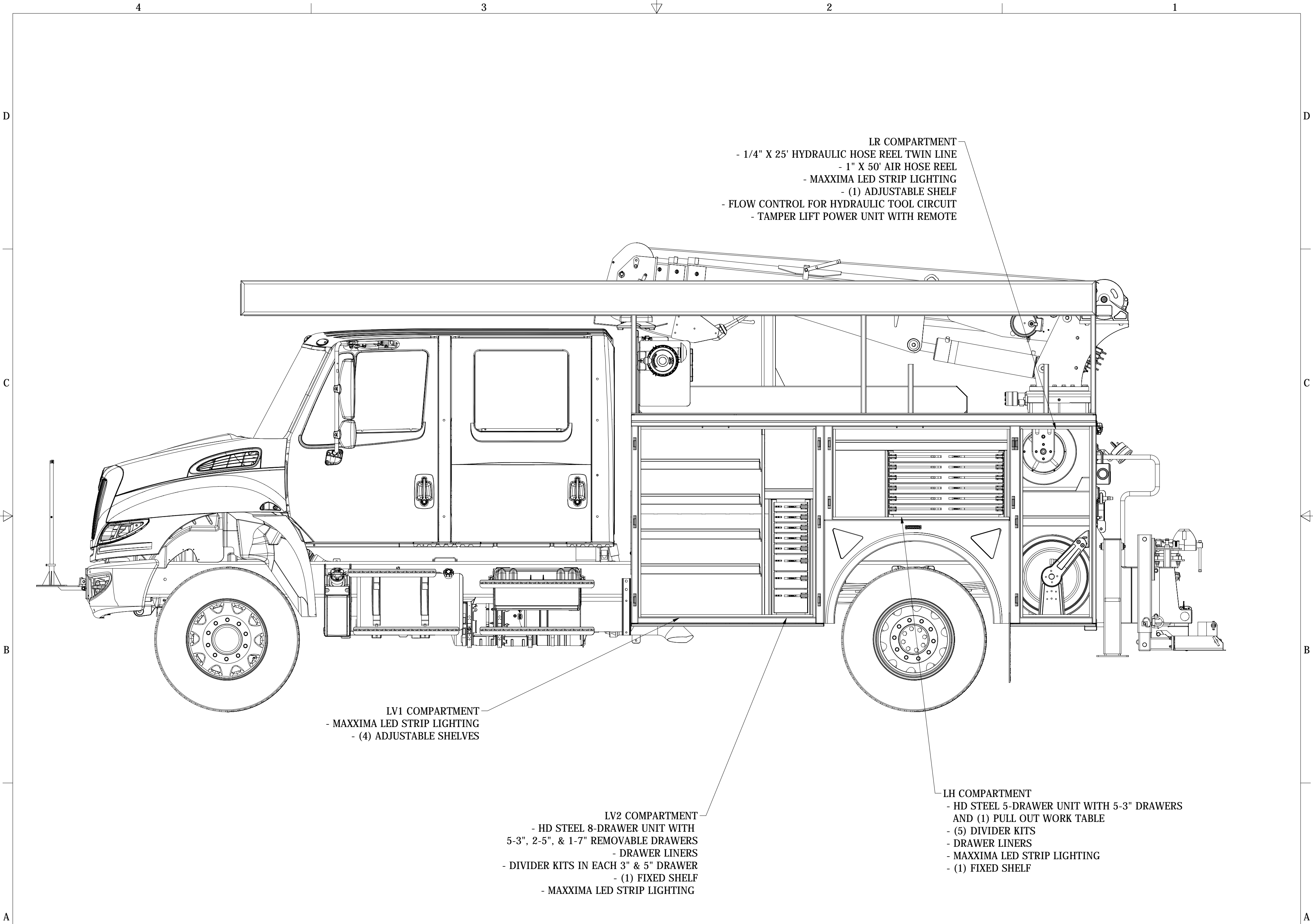




Title: CITY OF NORTH LAS VEGAS - STELLAR T-MAX 2 - 12621							
Drawing No: MH01172201A		Rev: A					Calculated Weight: N/A
				Author:	Date: 1/13/2020		
				Sheet: 2 of 10	Do Not Scale	Size: C	



Title: CITY OF NORTH LAS VEGAS - STELLAR T-MAX 2 - 12621								
Drawing No: MH01172201A			Rev: A	Calculated Weight: N/A				
					Author:		Date: 1/13/2020	
					Sheet: 3 of 10		Do Not Scale	
							Size: C	



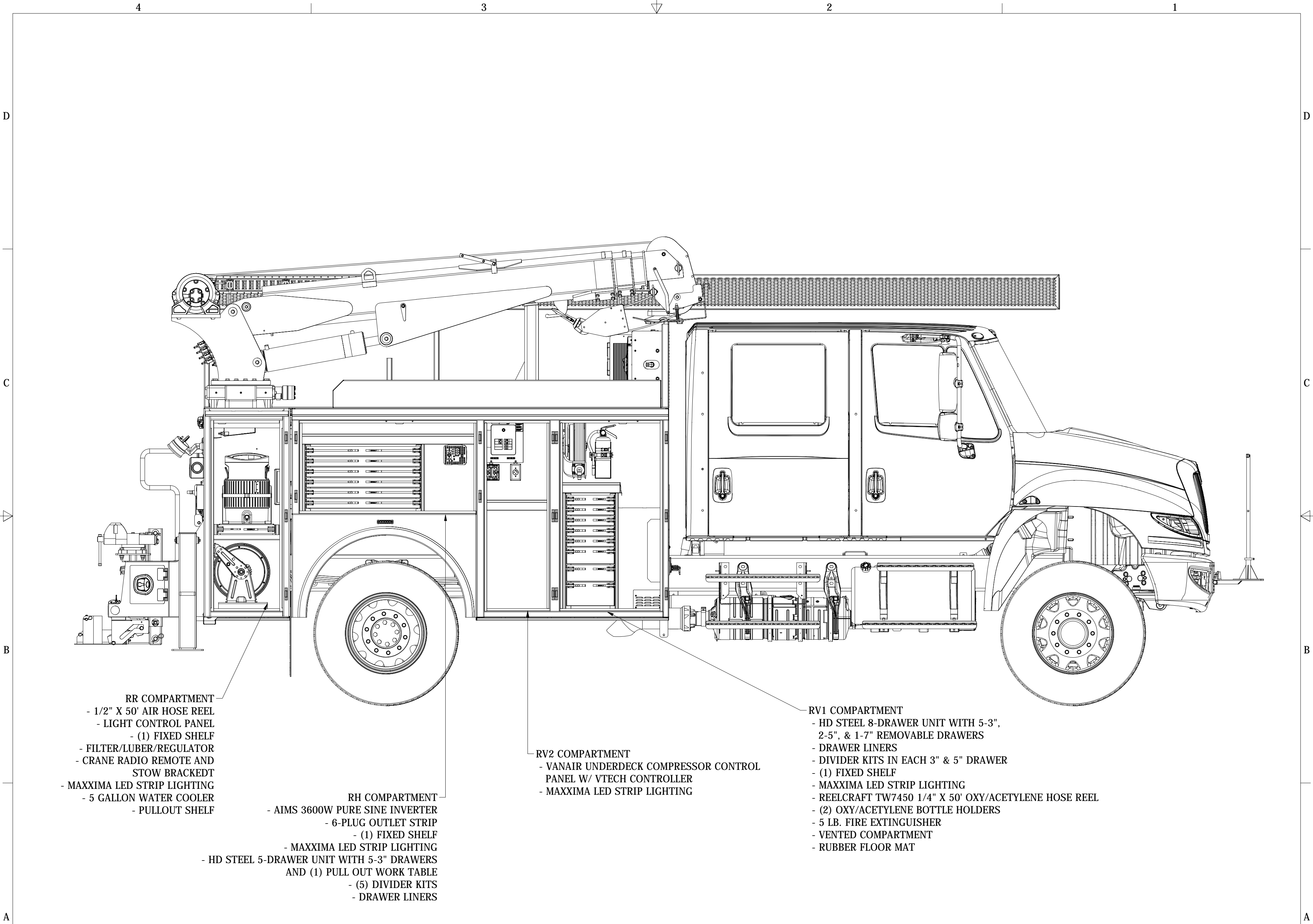
Title:  
**CITY OF NORTH LAS VEGAS - STELLAR T-MAX 2 - 12621**

Drawing No:  
**MH01172201A**

Rev:  
**A**

Calculated Weight:  
**N/A**

Author:		Date: <b>1/13/2020</b>
Sheet: <b>4 of 10</b>	Do Not Scale	Size: <b>C</b>



Title:  
**CITY OF NORTH LAS VEGAS - STELLAR T-MAX 2 - 12621**

Drawing No:  
**MH01172201A**

Rev:  
**A**

Calculated Weight:  
**N/A**

Author:		Date: <b>1/13/2020</b>
Sheet: <b>5 of 10</b>	Do Not Scale	Size: <b>C</b>

4

3

2

1

D

D

C

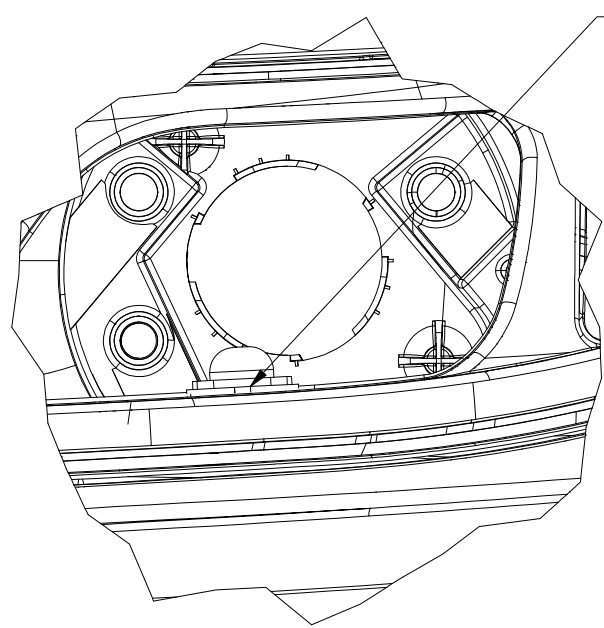
C

B

B


A

A



(2) FEDERAL SIGNAL CORNER STROBE (416500)  
LIGHTS, (1) IN EACH HEADLAMP

DETAIL F  
SCALE 1 : 3



SPEEDLINER WHITE  
ON FRONT OF THE BODY

PIPE SUPPORT BRACKET

(2) ADJUSTABLE CONE HOLDERS  
WITH HINGED BRACKET

Title:  
CITY OF NORTH LAS VEGAS - STELLAR T-MAX 2 - 12621

Drawing No:  
MH01172201A

Rev:  
A

Calculated Weight:  
N/A

Author:  
Date:  
1/13/2020

Sheet:  
6 of 10

Do Not Scale

Size:  
C

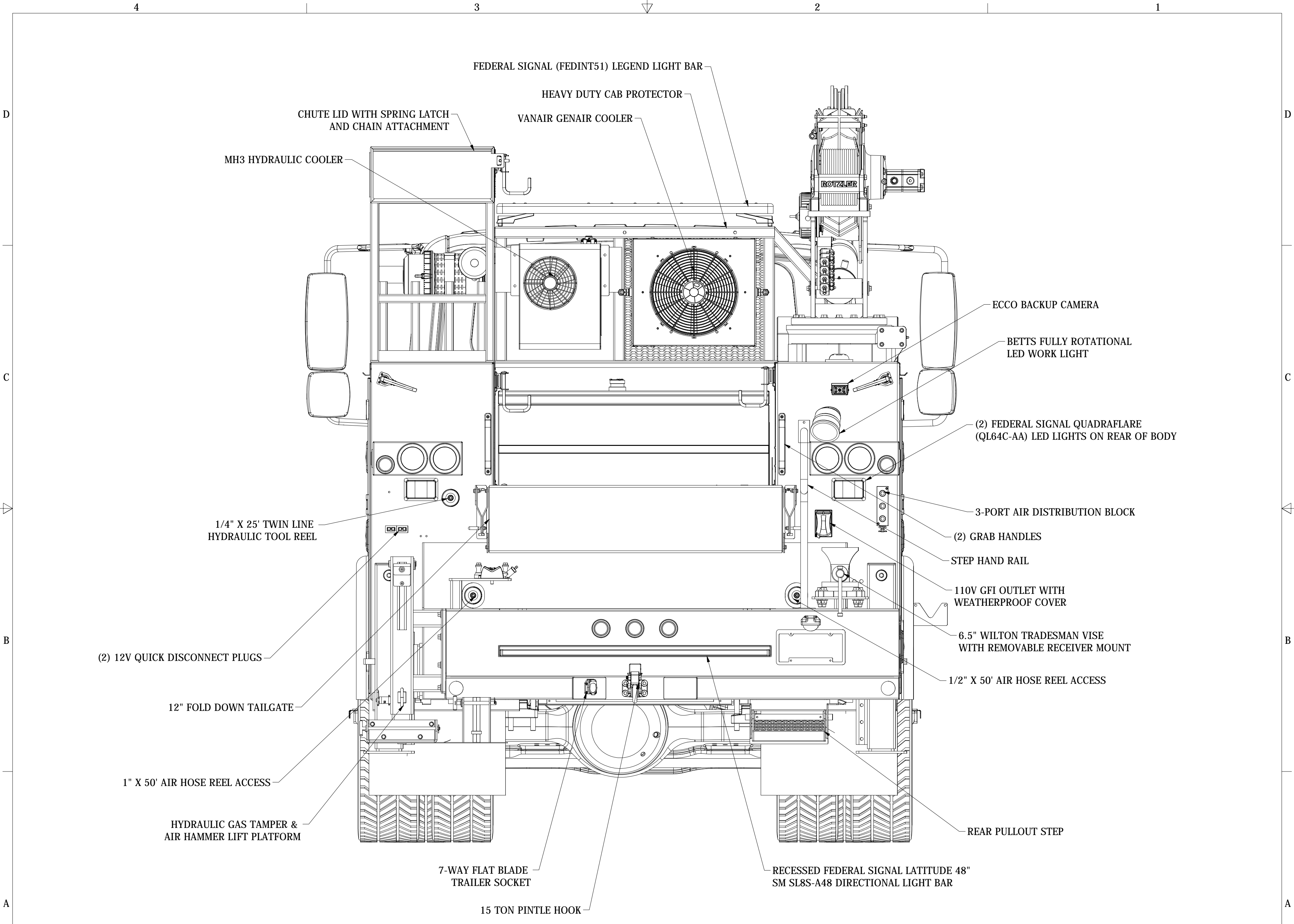
4

3

2

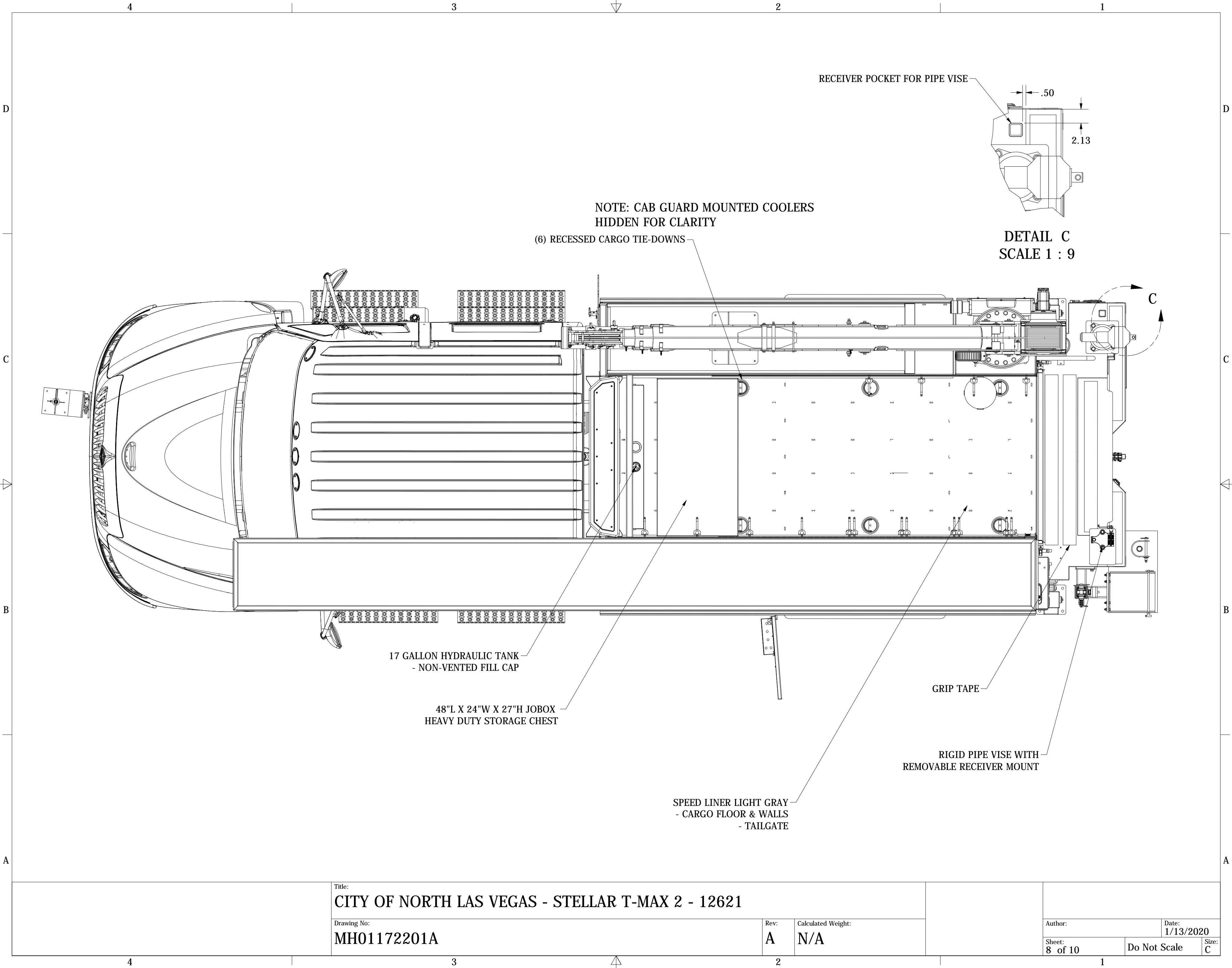
1

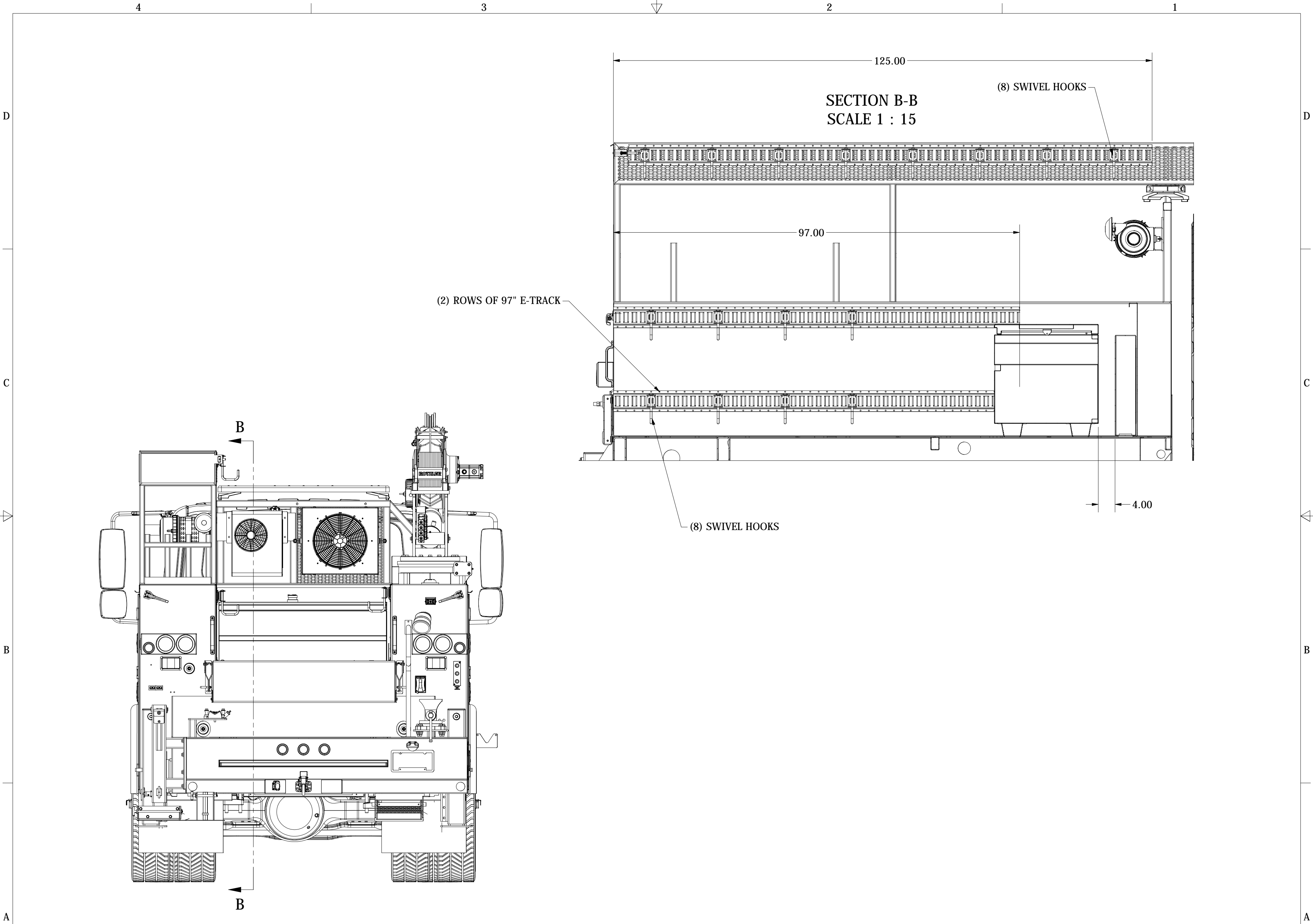




Title: <b>CITY OF NORTH LAS VEGAS - STELLAR T-MAX 2 - 12621</b>			Author:		Date: 1/13/2020
Drawing No: <b>MH01172201A</b>			Rev: <b>A</b>		Calculated Weight: <b>N/A</b>
Sheet: 7 of 10		Do Not Scale		Size: C	







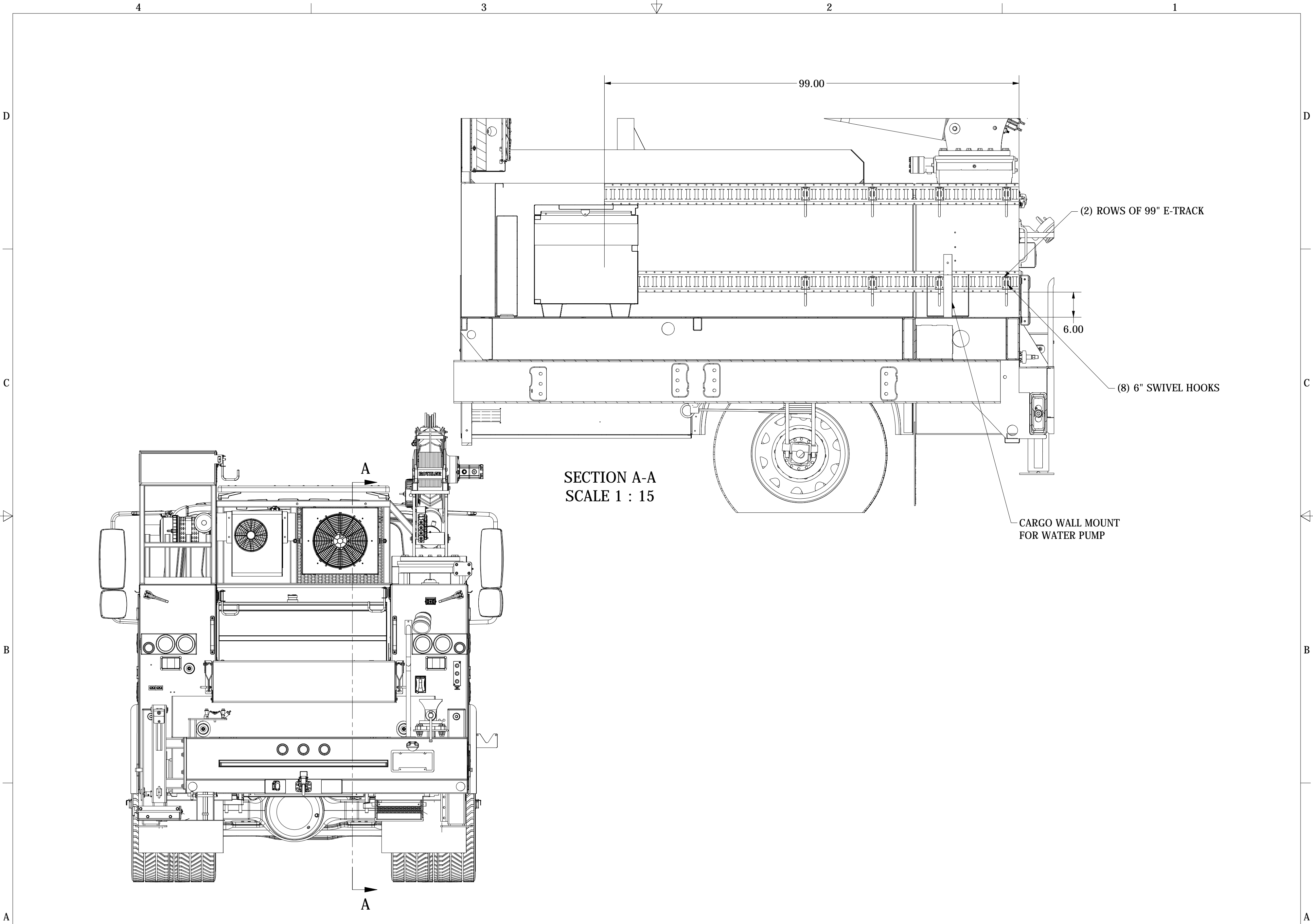
Title:  
CITY OF NORTH LAS VEGAS - STELLAR T-MAX 2 - 12621

Drawing No:  
MH01172201A

Rev:  
A

Calculated Weight:  
N/A

Author:		Date: 1/13/2020
Sheet: 9 of 10	Do Not Scale	Size: C



Title:  
CITY OF NORTH LAS VEGAS - STELLAR T-MAX 2 - 12621

Drawing No:  
MH01172201A

Rev:  
A

Calculated Weight:  
N/A

Author:  
Date:  
1/13/2020

Sheet:  
10 of 10

Do Not Scale

Size:  
C



## Limited Warranty Statement

Stellar Industries, Inc. (Stellar) warrants products designed and manufactured by Stellar to be free from defects in material and workmanship under proper use and maintenance. Products must be installed and operated in accordance with Stellar's written instructions and capacities. This warranty shall cover the following Stellar products:

Cranes, Hooklift Hoists, Cable Hoists, Container Carriers, and Service Trucks:

<p>5 Year Warranty Five (5) years from in-service date recorded by Stellar, not to extend beyond six (6) years from date of manufacture.</p>	Stellar manufactured crane structures <i>Includes the crane base, mast, and boom sections.</i>
	Stellar manufactured service body sub-structures <i>Includes cross members and main sills.</i>
	Rust-through on Stellar® TMAX™ Service Bodies <i>Rust Through is defined as a hole in the metal caused by corrosion. Excluded is corrosion caused by external caustics, including but not limited to improper cleaning material, road salt and other chemicals left on the body for extended periods of time.</i>
<p>3 Year Warranty Three (3) years from in-service date recorded by Stellar, not to extend beyond four (4) years from date of manufacture.</p>	Stellar manufactured structural parts <i>Includes original and replacement parts manufactured by Stellar Industries.</i>
	Paint coverage on Stellar manufactured parts <i>Stellar guarantees that paint will not fail in terms of adhesion, blistering or unreasonable loss of color or gloss for a 3-year period. Excluded is damage such as chips, dents, scratches, and corrosion due to caustic chemicals and dirt build-up. Regular cleaning and maintenance of the product to remove external factors is expected to keep this warranty in force.</i>
<p>1 Year Warranty One (1) year from in-service date recorded by Stellar, not to extend beyond two (2) years from date of manufacture.</p>	Parts <i>Includes purchased parts installed by Stellar Industries.</i>
	Repair Labor <i>Includes labor on Stellar workmanship.</i>

Tarper Systems:

<p>1 Year Warranty One (1) year from in-service date recorded by Stellar, not to extend beyond two (2) years from date of manufacture.</p>	<p>Tarper Parts <i>Includes purchased and manufactured tarper parts installed by Stellar Industries.</i></p>
<p>3 Month Warranty Three (3) months from in-service date recorded by Stellar, not to extend beyond fifteen (15) months from date of manufacture.</p>	<p>Tarper Repair Labor <i>Includes labor on Stellar workmanship.</i></p>



## COBALT TRUCK EQUIPMENT LLC LIMITED WARRANTY POLICY

### Warranty Coverage:

**Products** manufactured by Cobalt Truck Equipment LLC (CTE) are warranted to be free from defects in material and workmanship, under proper use, application and maintenance in accordance with CTE's written recommendations, instructions and specifications as follows:

- **Labor on CTE workmanship Six (6) months:** from the date the unit is put into service, as indicated on the sales invoice.
- **IMT One (1) year: Dom I/II/III/IV, DSC, Sitestar, Compressor, and Crane: Original parts,** from the date the unit or part is put into service as indicated on the sales invoice. As per the manufacturer warranty. **Excluding refurbished parts** which have a 90 day warranty. Consumables are not covered i.e. wear pads, seals, oils, filters ETC... (Refer to Iowa Mold Tooling for detailed warranty policy)
- **PTO / Pumps One (1) year: To be free of defects in materials and workmanship at date of purchase:** Failures due to **Fretting** which appears as a "rusting and wearing" from lack of grease, pressure spikes, contamination, operator error and failure to provide proper maintenance documentation to CTE are **not** covered. Manufacturer Warranty covers part only, additional parts and labor are the responsibility of the purchaser. (Refer to PTO/Pump Manufacturer for detailed warranty policy)
- **Original Vanair compressor One (1) year:** From the date the unit is put into service as indicated on the sales invoice. All compressor components including the shaft seal are warranted for **One (1) year**. The hydraulic motor is warranted for **Two (2) years**. Original Vanair rotary screw air end assembly only is covered for **Three (3) years**. (Refer to Vanair Manufacturing for detailed warranty policy)
- **Air N Arc 300 All-In-One Power System:** From the date the unit is put into service as indicated on the sales invoice. When following the prescribed maintenance schedule, the rotary screw compressor unit warranted for **Five (5) years**, and all the major components warranted for **Three (3) years**. (Note: engines are warranted separately by the engine manufacturer.) Batteries are warranted for **One (1) year**. Consumable products such as filters, oils etc. and electrodes are not covered. (Refer to Vanair Manufacturing for detailed warranty policy)
- **Miller Enpak:** From the date the unit is put into service as indicated on the sales invoice is warranted for **Three (3) years**. (Refer to Miller Electrical Manufacturing for detailed warranty policy)
- **Duro Reel: One (1) Year:** Only parts of the reel itself are covered. Does **not** include hoses and fairleads. Does **not** include labor. (Refer to Duro Manufacturing for detailed warranty policy)
- **Reelcraft Reel Two (2) year:** Only parts of the reel itself are covered. Does **not** include hoses. Does **not** include labor. (Refer to Reelcraft for detailed warranty policy)
- **Paint coverage Five (5) year:** on structural components such as crane bases, masts, booms, truck body doors and body panels to be free from defects such as corrosion, blisters, unreasonable color or gloss loss, or delamination determined to result from paint failure. This warranty is effective from the date the unit is put into service as indicated on the sales invoice. Damage such as chips, scratches, and corrosion due to dirt build-up or paint peeling off from use of pressure washers and normal wear that occurs through usage of the product is not covered under this warranty. Rust bleed out from inaccessible structural features as a result of prolonged moisture exposure does not constitute a failure in paint coverage or adhesion and is not covered under this warranty.
- **Parts NOT of CTE manufacture are warranted only to the extent they are warranted by the original manufacturer.** CTE's obligation under this warranty is limited to, and the sole remedy for any such defect shall be the repair or replacement (at CTE's option) of unaltered parts returned to CTE, freight prepaid, and proven to have such defect, provided such defect occurs within the above stated warranty period, is reported to CTE within fourteen (14) days of its occurrence, and all claims and failing parts are returned to CTE within thirty (30) days after the repair is completed. CTE pays ground freight **one-way only**. **Premium freight will be at the customer's expense.**



## COBALT TRUCK EQUIPMENT LLC LIMITED WARRANTY POLICY

- **IMPLIED WARRANTY EXCLUDED** – Only authorized CTE warranties are valid and applicable to CTE product. These warranties are in lieu of all other express or implied warranties or representations, including warranties of merchantability, or fitness for any particular purpose, or of any other obligations on the part of CTE. CTE may, in specific instances and by **written approval of an officer of the firm, in advance** of any bid or sales, modify or extend the terms of the Standard CTE warranty.
- **WARRANTY REGISTRATION, SERVICE AND CLAIMS** – Warranty claims must be submitted and shall be processed in accordance with CTE's established warranty claim procedures. Warranty service must be performed by CTE or an agent **authorized, in advance**, by CTE. At the time of requesting warranty service, the **purchaser** must present evidence of the date of the delivery of the product. The **purchaser** shall pay any premium for overtime labor requested by **purchaser**; any charge for making service calls and for transporting the equipment to the place where warranty work is performed, unless otherwise authorized in writing by CTE. **NOTE:** Our warranty requires that all defective parts be returned to CTE freight prepaid.
- **PARTS AND LABOR RATE** – Labor reimbursement for warranty claims will be paid at the standard hourly rate of \$75.00, as reported to CTE, multiplied by the number of work hours listed on the warranty service report. CTE reserves the right to modify the claims for warranty work hours which appear excessive. Part reimbursement for warranty claims will be one hundred percent (100%) of the selling price paid by the authorized repair facility. Labor is **not** included on service parts.
- **WARRANTY VOIDED** – All obligations of CTE under this warranty shall be terminated: (1) if service other than normal maintenance, or normal replacement of service items is performed, by someone other than an authorized CTE representative, (2) if product is modified or altered in ways not approved by CTE, (3) if warranty work is performed before or without written consent from CTE, (4) upon delivery of product to purchaser, the CTE warranty policy is not acknowledged with a signature in the presence of a CTE representative.
- **PURCHASER'S RESPONSIBILITY** – This warranty covers only defective material and workmanship. It does **not** cover depreciation or damage caused by normal wear, accident, improper protection in storage, improper use or neglect. The purchaser has the obligation of performing the care and documentation of maintenance duties discussed in manufacturer written recommendation, instruction and specification. Any damage, which results because of purchaser's failure to perform such duties, shall not be covered by this warranty. The cost of normal maintenance and normal replacement of consumable service items such as wear pads, oil, etc. shall be paid by the purchaser.
- **CONSEQUENTIAL DAMAGES** – The only remedies the purchaser has in connection with the breach of performance of any warranty on CTE products are those set forth herein. In **no** event will CTE be liable for business interruptions, loss of sales and/or profits, rental costs or substitute equipment fees, costs of delay for any other special, indirect, incidental or consequential loss, costs or damages.
- **REPRESENTATIONS EXCLUDED** – CTE products are subject to no expressed, implied or statutory warranty other than herein set forth. No agent or representative has any authority to alter the terms of this warranty in any way whatsoever or to make any representations or promises, express or implied, as to the quality or performance of CTE products other than those set forth in CTE Warranty Policy.
- **CHANGE IN DESIGN** – CTE reserves the right to make changes in design or improvements at any time. CTE retains the right and abstains from any obligation to install aforementioned changes to any of CTE products that are already in service and/or have been accepted by purchaser. **NOTE:** Changes to this section of CTE warranty policy dated March 1<sup>st</sup> 2016 include **all** CTE products with an earlier in service date of the current CTE warranty policy, and CTE will not be held liable or implies any design changes will be made, offered, installed or upgraded and furthermore release any liability to incur any costs and/or fees associated.



## COBALT TRUCK EQUIPMENT LLC LIMITED WARRANTY POLICY

### CTE WARRANTY PROVISIONS

- The CTE warranty applies **only** to **new and unused** products which, after shipment from CTE, have not been altered, changed, repaired or mistreated in any manner whatsoever. Normal maintenance items such as lubricants and filters are not warrantable items.
- Damage resulting from abuse, neglect, misapplication of equipment, added parts not previously installed by CTE not included in the original sales invoice, are not covered under the CTE warranty.
- Deterioration or wear occasioned by chemical and/or abrasive action or excessive heat shall not constitute defects.
- CTE will handle parts replacement and/or correction of defective workmanship.
- Failure to file a detailed warranty claim/service report for each occurrence of material defect or defective workmanship will cause warranty claim to be rejected.
- Defective material must be returned within **30 days** of receipt of shipping instructions. Failure to do so within specified time will result in forfeiture of claim.
- CTE is responsible for the initial investigation and write up of any warranty claim.
- Customer shall be allowed no more than **30 days** from date of repair to file a warranty claim/service report.
- The CTE warranty does not cover diagnostic calls, field service travel to include mileage, per diem, fuel, and lodging expenses incurred to repair products covered under the CTE Warranty Policy. The purchaser is responsible for **all** associated costs and fees incurred, when a CTE Field Service Technician, or any other CTE personnel, is requested by the purchaser.
- CTE will deduct from allowable credits, or invoice for excessive freight charges caused by sender failing to follow return shipping instructions, and parts not returned under a warranty claim.
- CTE pays ground freight one-way only. Premium charges such as Next Day Air will be the responsibility of the purchaser.
- CTE end-users who automatically deduct the value of a warranty claim from an outstanding balance due and payable to CTE, prior to receiving a written notification and approval from CTE, will be subject to forfeiture of any and/or all of associated costs and fees with the purchasers warranty claim.



## COBALT TRUCK EQUIPMENT LLC LIMITED WARRANTY POLICY

I have **read and understand** the Cobalt Warranty Policy and agree to all conditions that are contained in this document.  
\_\_\_\_\_ Int.

Customer Signature \_\_\_\_\_ Date \_\_\_\_\_

Print Customer Name and Title \_\_\_\_\_

CTE signature \_\_\_\_\_ Date \_\_\_\_\_

Print CTE Name and Title \_\_\_\_\_

Job Number \_\_\_\_\_ Unit Number \_\_\_\_\_

\*legal disclaimer: If purchaser does **not** acknowledge warranty policy terms and conditions, **with signature, in the presence of and witnessed by CTE representative**, all contents herein are void. CTE will not honor any written or implied warranty and all costs associated with repairs, damages or any other claims are the sole responsibility of the purchaser. CTE will not under any circumstance be held liable for future costs / fees.



The in-service date will be derived from the completed warranty registration card. In the event a warranty registration card is not received by Stellar, the factory ship date will be used.

Stellar's obligation under this warranty is limited to, and the sole remedy for any such defect shall be, the repair and/or replacement (at Stellar's option) of the unaltered part and/or component in question. Stellar after sales service personnel must be notified by telephone, fax, or letter of any warranty applicable damage within fourteen (14) days of its occurrence. If at all possible, Stellar will ship the replacement part within 24-hours of notification by the most economical, yet expedient, means possible. Expedited freight delivery will be at the expense of the owner.

Warranty claims must be submitted and shall be processed in accordance with Stellar's established warranty claim procedure. Stellar after-sales service personnel must be contacted prior to any warranty claim. A return materials authorization (RMA) account number must be issued to the claiming party prior to the return of any warranty parts. Parts returned without prior authorization will not be recognized for warranty consideration. All damaged parts must be returned to Stellar freight prepaid; freight collect returns will be refused. Freight reimbursement of returned parts will be considered as part of the warranty claim.

Warranty service will be performed by any Stellar new equipment distributor, or by any Stellar-recognized service center authorized to service the type of product involved, or by the Stellar factory in the event of a direct sale. At the time of requesting warranty service, the owner must present evidence of date of delivery of the product. The owner shall be obligated to pay for any overtime labor requested of the servicing company by the owner, any field service call charges, and any towing and/or transportation charges associated with moving the equipment to the designated repair/service provider.

All obligations of Stellar and its authorized dealers and service providers shall be voided if someone other than an authorized Stellar dealer provides other than routine maintenance service without prior written approval from Stellar. In the case repair work is performed on a Stellar-manufactured product, original Stellar parts must be used to keep the warranty in force. The warranty may also be voided if the product is modified or altered in any way not approved, in writing, by Stellar.

The owner/operator is responsible for furnishing proof of the date of original purchase of the Stellar product in question. Warranty registration is the ultimate responsibility of the owner and may be accomplished by the completion and return of the Stellar product registration card provided with the product. If the owner is not sure of registration, he is encouraged to contact Stellar at the address below to confirm registration of the product in question. This warranty covers only defective material and workmanship. It does not cover depreciation or damage caused by normal wear and tear, accident, mishap, untrained operators, or improper or unintended use. The owner has the obligation of performing routine care and maintenance duties as stated in Stellar's written instructions, recommendations, and specifications. Any damage resulting from owner/operator failure to perform such duties shall void the coverage of this warranty. The owner will pay the cost of labor and supplies associated with routine maintenance.

The only remedies the owner has in connection with the breach or performance of any warranty on the Stellar product specified are those set above. In no event will Stellar, the Stellar distributor/dealer, or any company affiliated with Stellar be liable for business interruptions, costs of delay, or for any special, indirect, incidental, or consequential costs or damages. Such costs may include, but are not limited to, loss of time, loss of revenue, loss of use, wages, salaries, commissions, lodging, meals, towing, hydraulic fluid, or any other incidental cost.

All products purchased by Stellar from outside vendors shall be covered by the warranty offered by that respective manufacturer only. Stellar does not participate in, or obligate itself to, any such warranty.

Stellar reserves the right to make changes in design or improvement upon its products without imposing upon itself the same upon its products theretofore manufactured.

It is the responsibility of the owner to instruct the operator in the safe operation of the equipment and to provide the operator with properly maintained equipment.

This warranty will apply to all Stellar Cranes, Stellar Hooklift Hoists, Stellar Cable Hoists, Stellar Container Carriers, Stellar Service Trucks, and Stellar Tarper Systems shipped from Stellar's factory after February 1st, 2015. The warranty is for the use of the original owner only and is not transferable without prior written permission from Stellar.

THIS WARRANTY IS EXPRESSLY IN LIEU OF ANY OTHER WARRANTIES, EXPRESS OR IMPLIED, INCLUDING ANY WARRANTY OF MERCHANTABILITY OR FITNESS FOR A PARTICULAR PURPOSE. REMEDIES UNDER THIS WARRANTY ARE LIMITED TO THE PROVISION OF MATERIAL AND SERVICES, AS SPECIFIED HEREIN. STELLAR INDUSTRIES, INC. IS NOT RESPONSIBLE FOR INCIDENTAL OR CONSEQUENTIAL DAMAGES.

**CITY OF NORTH LAS VEGAS  
INVITATION TO BID  
BID B-1667 Utility Crew Truck with Crane**

**EXHIBIT G  
Technical Specifications Variance Sheet**

BIDDERS MUST RETURN THIS FORM AND MAKE AN ENTRY FOR EACH NUMBERED SPECIFICATION IN THE SPACE PROVIDED OPPOSITE THE SPECIFICATION INDICATING CONFORMANCE TO SPECIFICATION. THE CITY OF NORTH LAS VEGAS RESERVES THE RIGHT TO REJECT ANY BID PROPOSAL THAT DOES NOT CONFORM WITH THE ABOVE REQUIREMENT. IF THERE IS NOT ENOUGH SPACE, ATTACH A SEPARATE PIECE OF PAPER.

<u>GENERAL</u>	<u>SPECIFICATION NO. 1</u>	<u>VARIANCE</u>
<ul style="list-style-type: none"> <li>➤ Class 7 Conventional</li> <li>➤ Crew cab</li> <li>➤ GVWR 33,000 lbs</li> <li>➤ Front axle: 12,000 lb GAWR</li> <li>➤ Rear axle: 21,000 lb GAWR</li> <li>➤ 4 x 2</li> </ul>		Meet or exceeds specification.
<u>ENGINE &amp; EQUIPMENT</u>	<u>SPECIFICATION NO. 2</u>	<u>VARIANCE</u>
<ul style="list-style-type: none"> <li>➤ Cummins Diesel 325 hp minimum with 750 lb-ft of torque @ 1800 rpm</li> <li>➤ Air cleaner-dry type</li> <li>➤ Engine warning / shut down including warning light and chime. Engine protection shut down must be enabled</li> <li>➤ Fuel/water separator</li> <li>➤ Oil cooler-integral</li> <li>➤ Air restriction indicator</li> <li>➤ Alternator 150 amp minimum</li> <li>➤ Single Horizontal exhaust</li> </ul>		Meet or exceeds specification.
<u>TRANSMISSION &amp; EQUIPMENT</u>	<u>SPECIFICATION NO. 3</u>	<u>VARIANCE</u>
<ul style="list-style-type: none"> <li>➤ Allison 3500 RDS series automatic matched to engine HP and torque. Left side PTO capable with ability to drive crane, compressor and hydraulic tool circuit without overheating. PTO port must be accessible for mounting PTO with direct mount pump. Transmission shall be equipped with low oil level sensor. Push-button control.</li> <li>➤ Must be capable of 75 MPH highway speeds @ approximately 1800 RPM</li> <li>➤ Transmission shall be auto neutral when PTO is engaged.</li> </ul>		Meet or exceeds specification.

<u>FRONT AXLE &amp; SUSPENSION</u> <u>SPECIFICATION NO. 4</u> <ul style="list-style-type: none"> <li>➤ Tubeless radial w/11R22.5</li> <li>➤ I Beam type</li> <li>➤ 12,000 lbs rating</li> <li>➤ Parabolic Taper Leaf Shackl Type with Shock Absorbers</li> </ul>	<u>VARIANCE</u>  Meet or exceeds specification.
<u>REAR AXLE &amp; SUSPENSION</u> <u>SPECIFICATION NO. 5</u> <ul style="list-style-type: none"> <li>➤ 21,000 lbs rear axle capacity</li> <li>➤ Axle ratio:4.56 - capable of 75 mph highway speeds @ approximately 1800 engine RPM</li> <li>➤ Vari Rate springs for load</li> <li>➤ Shock absorbers</li> </ul>	<u>VARIANCE</u>  Axle Ratio 4.88 All other meet or exceeds specification.
<u>BRAKE SYSTEM</u> <u>SPECIFICATION NO. 6</u> <ul style="list-style-type: none"> <li>➤ Air brakes system</li> <li>➤ ABS</li> <li>➤ Auto drains on all tanks</li> <li>➤ Bendix AD9 air dryer with heater (no sub)</li> <li>➤ Front and Rear Disc Brakes</li> <li>➤ Auto slack adjusters front and rear</li> </ul>	<u>VARIANCE</u>  Meet or exceeds specification.
<u>FRAME &amp; WHEELBASE</u> <u>SPECIFICATION NO. 7</u> <ul style="list-style-type: none"> <li>➤ 120,000 psi yield steel frame</li> <li>➤ Wheelbase: 195” approximate</li> <li>➤ Cab to axle 84” approximate</li> </ul>	<u>VARIANCE</u>  Meet or exceeds specification.
<u>CHASSIS EQUIPMENT</u> <u>SPECIFICATION NO. 8</u> <ul style="list-style-type: none"> <li>➤ Bumper front full width steel- painted manufacturer’s standard color</li> <li>➤ (1) Boise Metal Works cone holder p/n BMW04220901 (no sub) installed on the front bumper with chassis specific hinged mounting bracket.</li> <li>➤ Two front tow hooks, one per side</li> <li>➤ Truck must have a clean frame from the back of the cab</li> </ul>	<u>VARIANCE</u>  Meet or exceeds specification.
<u>FUEL TANKS &amp; EQUIPMENT</u> <u>SPECIFICATION NO. 9</u> <ul style="list-style-type: none"> <li>➤ Minimum 90 gallon fuel capacity (Fuel tank and DEF tank must be flush mount with the cab)</li> <li>➤ Largest fuel capacity available without extending beyond back of cab</li> <li>➤ (2) Top Draw, Non Polished Aluminum 40 US Gallon left side, 50 US Gallon right side, mounted left and right side under cab</li> </ul>	<u>VARIANCE</u>  -120 Gallon 50 gallon left side 70 gallon right side Meet or exceeds specification.

<p><u>TIRES &amp; WHEELS</u> <u>SPECIFICATION NO. 10</u></p> <ul style="list-style-type: none"> <li>➤ (7) Heavy duty disc wheels w/11R22.5 premium grade radial tires rated for maximum allowable GVW rating for model offered; full size spare wheel and tire</li> </ul>	<p><u>VARIANCE</u></p> <p>Meet or exceeds specification.</p>
<p><u>CAB EXTERIOR &amp; INTERIOR</u> <u>SPECIFICATION NO.11</u></p> <ul style="list-style-type: none"> <li>➤ Hood- fiberglass forward titling front end including noise and splash shields and mud flaps.</li> <li>➤ Two high back air ride seats and factory installed center console. Integrated head rests. Seat backs must be fully adjustable.</li> <li>➤ Rear bench seat</li> <li>➤ Horns-dual air single base.</li> <li>➤ Mirrors- dual Powered</li> <li>➤ Factory glass all around.</li> <li>➤ Windshield- clear laminated glass.</li> <li>➤ Windshield wipers- two speed electric with windshield washer.</li> <li>➤ Factory installed dash instrument gauge package with tachometer and hour meter.</li> <li>➤ Factory installed air conditioning and heating.</li> <li>➤ AM/FM radio.</li> <li>➤ Dome light.</li> <li>➤ Power locks and power windows.</li> <li>➤ Ecco P/N EC7004SK (or equivalent) Back-up camera with (4) integrated ultrasonic proximity sensors and audible warning in cab</li> <li>➤ Dual sun visors.</li> <li>➤ (2) 12v auxiliary outlets.</li> <li>➤ (1) Factory installed lighted PTO control switch (electric shift).</li> <li>➤ Rubber floor mats.</li> <li>➤ Electronic backup alarm.</li> <li>➤ Preprinted UV laminate labels to be applied to switches to describe assigned functions</li> <li>➤ 12V Jumper leads mounted underneath rear passenger side door in open area with fuse box</li> <li>➤ Center consoles to be mounted in cab in between front seats with document holder and in front of rear bench seat with 2 cup holder.</li> <li>➤ Overall Height decals to be included and mounted on dash in two locations. Also, to be included and mounted on front left side of body for visibility through mirror by operator.</li> <li>➤ Laptop computer stand with adjustable mounting bracket <ul style="list-style-type: none"> <li>- Mounted on passenger side floor</li> <li>- Adjustable telescoping stand with Havis Dock and charge guard (No Subs)</li> <li>- Rotating swivel arms to allow positioning for use by driver or passenger</li> <li>- Universal laptop mounting platform</li> <li>- 360 degree swivel</li> </ul> </li> </ul>	<p><u>VARIANCE</u></p> <p>-Aftermarket center console installed - Single tone horn All other specs meet or exceed</p>

---

**LIGHTING & ELECTRICAL****SPECIFICATION NO.12****VARIANCE**

- DOT APPROVED: Light Emitting Diode (LED)
- Basic wiring schematic 12v negative ground system.
- Automatic self-reset circuit breakers.
- Halogen headlights.
- Solid state HD flasher.
- Self-canceling turn signals
- Multi-strobe system supplied and installed
  - (2) Federal Signal Micropulse Ultra strobe lights, (1) each side of body above fender wells
  - (2) Federal Signal corner strobe lights, (1) in each headlamp
  - (2) Federal Signal Quadraflare LED lights, mounted on rear of body
- Federal Signal Legend light bar mounted to top of cab guard on required mount for full visibility from front and rear
- On the slide switch
- Position 1 - Both arrow sticks should jog traffic left
- Position 2 - Both arrow sticks should jog traffic right
- Position 3 - Both arrow sticks should jog traffic center out
- On the 6-button portion from left to right:
- Upper row:
- Left Button - (Label Mode 1) - Slow flash pattern for all amber lighting with flashing reverse lights and tail lights and forward-facing strobes
- Center Button - (Label Mode 2) - Fast flash pattern for all amber lighting with flashing reverse lights and tail lights and forward-facing strobes
- Right Button - (Label Front Cut Off) - Remove all forward amber lighting on the lightbar only.
- 
- Lower row:
- Left Button - (Label Work Light) - Have this button override any rear facing amber light on the light bar to steady burn white even if the Mode 1 or Mode 2 is activated.
- Center Button - (Label Full Flood) - Have this button override any forward-facing amber light on the light bar to steady burn white even if the Mode 1 or Mode 2 is activated.
- Right Button - (Label Alley Scroll) - (On the lightbar) Have this button toggle: 1st button push left (activate the left white light), 2nd button push (turn off left light and then activate the right white light, and 3rd button push turns off right white light. This function should override mode 1 or mode 2 functions.
- Federal Signal Latitude (SL8S-A48) 48" directional light bar
  - Recessed in rear bumper
- Betts Industries Inc. P/N: M315191000 (no sub) 12V DC work light to illuminate rear work area
  - Light to be mounted with all wiring enclosed inside body
- Flush mount LED tail, clearance, directional and backup lights, trailer connection to be a 7 way RV Flat.

Meet or exceeds specification.

<ul style="list-style-type: none"> <li>➤ All components, lights and accessories shall be mounted/ installed per manufacturer recommendations.</li> <li>➤ All wiring shall be loomed hidden and protected at chafing points. Scotch lock type connectors are not permitted.</li> <li>➤ All aftermarket installed equipment such as utility body, crane, compressor and lighting shall utilize truck manufacturer- installed programmable power modules, switches, and controller(s). Switches and controllers shall be factory dash mounted in plain view of the operator. Final location to be approved by Fleet. Chassis shall be factory pre wired/ equipped for all aftermarket up-fitter installed equipment. Provisions to include power sources, remote start, stop idle control and auto neutral. All wiring shall be loomed, hidden and protected at chafing points. Scotch lock type connectors are not permitted. No more than 100 Milliamp draw with all modules turned off.</li> <li>➤ (3) 12-volt batteries frame mounted under cab, 2850 minimum.</li> <li>➤ <u>Brake controller installed per manufacturer, part number 80550 no sub</u></li> <li>➤ <u>Charge Guard installed per manufacturer, part number GCGX, no sub</u></li> </ul>	
<p><u>PAINT</u> <span style="float: right;"><u>SPECIFICATION NO.13</u></span></p> <ul style="list-style-type: none"> <li>➤ One color, white.</li> <li>➤ Exterior: White Urethane with total finish thickness of minimum 4 mils, then baked dry.</li> <li>➤ All aftermarket body and mounting components shall be undercoated with rubberized polyurethane undercoating.</li> <li>➤ The crane body assembly shall be washed with a hot alkaline cleaner, phosphate coated and rinsed with seal coat to prevent flash rust. The body shall be baked dry, undercoated with rubberized polyurethane undercoating thoroughly sanded and prime painted. The unit to be top coated with industrial quality urethane paint to a total finish thickness of minimum 4 mils, then baked dry.</li> <li>➤ Speed liner the front of the body white. Speed liner the cargo area floor and walls light grey. Speed liner tailgate interior, over the top and down the rear ¼”.</li> <li>➤ Front wheel color; vendor powder coated white.</li> <li>➤ Rear wheel color; vendor powder coated white.</li> <li>➤ (1) Spare wheel; vendor powder coated white</li> </ul>	<p style="text-align: center;"><u>VARIANCE</u></p> <p style="text-align: center;">Meet or exceeds specification.</p>
<p><u>MANUALS/KEYS</u> <span style="float: right;"><u>SPECIFICATION NO.14</u></span></p> <ul style="list-style-type: none"> <li>➤ Two sets of service, repair and diagnostic manuals to be provided for vehicle and all mounted equipment. Manuals to be delivered with vehicle. CD’s or free online access to service and diagnostic manuals is an acceptable substitute for paper manuals.</li> <li>➤ PC-based diagnostic software to troubleshoot diagnose and repair engine, transmission, cab, chassis and all vehicle subsystems including, but not limited to HVAC systems, instrument clusters, lighting, ABS</li> </ul>	<p style="text-align: center;"><u>VARIANCE</u></p> <p style="text-align: center;">Meet or exceeds specification.</p>

<p>brake systems and power distribution modules. All required interface adaptors and cabling must be provided.</p> <ul style="list-style-type: none"> <li>➤ Six sets of keys for all locks/ ignitions.</li> <li>➤ All compartments keyed alike.</li> <li>➤ Manuals are to be delivered with the vehicle in binders. Binders shall be tabbed and organized by the system.</li> <li>➤ Electrical and hydraulic schematics must be supplied for all auxiliary equipment to include interface to chassis. Handwritten schematics will not be accepted.</li> </ul>	
<p><u>STEERING</u> <span style="float: right;"><u>SPECIFICATION NO.15</u></span></p> <ul style="list-style-type: none"> <li>➤ Power assist.</li> </ul>	<p style="text-align: center;"><u>VARIANCE</u></p> <p style="text-align: center;">Meet or exceeds specification.</p>
<p><u>SPECIAL EQUIPMENT</u> <span style="float: right;"><u>SPECIFICATION NO. 16</u></span></p> <p><b><u>UTILITY BODY</u></b></p> <ul style="list-style-type: none"> <li>➤ Stellar TMax 2-11' Crane Body (or equal): 133" long x 94" wide x 60" high side bins: Right side body compartments to be raised to 60" high to accommodate full size oxygen/acetylene bottles. 22" deep compartments. Left side body compartments to be raised 60" high full length. Body to have a minimum rating to accept a 77,800 ft-lb crane. Body to have a standard right rear integrated crane compartment. 21" deep work bench bumper with through compartment and hitch insert. 12" fold down tailgate with latch hardware. Body to include reinforcement for hydraulic crane. Non-factory reinforcement kits are not acceptable. Primed, painted and undercoated. (Measurements are approximate) Compartment key locks to be cylinder type.</li> <li>➤ The understructure shall be constructed to form a torsion box design. The rear tubing cross-members shall be attached to the reinforced crane compartment and utilize the torsion box design for unitized load distribution to prevent distortion of the truck and chassis frame. The rear outrigger shall be an integral part of the torsion box construction and shall be attached with ¼" gussets longitudinally.</li> <li>➤ The cargo deck shall be constructed of 1/8" thick tread plate and shall be welded solid to the compartments. The cargo space between the compartments shall be 50" wide and there shall be no wheel well protruding into the cargo deck area.</li> <li>➤ The doors on the body shall be constructed of aluminum. Each door will utilize stainless steel hinges, with T-handled, powder-coated, cast steel latches with common keys, and automotive extruded bulb type weather stripping. All doors shall be equipped double spring over center door closures on all vertical doors. Additional door bumpers to be utilized to keep doors from contacting against each other when fully opened against back sides.</li> </ul>	<p style="text-align: center;"><u>VARIANCE</u></p> <p style="text-align: center;">Meet or exceeds specification.</p>

- 
- All compartments shall be constructed of galvaneal steel. The compartment side packs shall be constructed of a combination of 12 and 14 gauge galvaneal steel with 10 gauge galvanealed smooth steel tops and 1/8" thick treadplate backs. Each side pack shall incorporate an integral outside rain eave. All compartments shall be made weather resistant by caulking all seams with a polyurethane sealant. There shall be (2) grab handles provided at the rear of the body to assist in accessing the load bed. (1) per side.
  - The electrical system must consist of a central power distribution point in the crane box using automotive-style harnesses. The circuits shall use white wire with the circuit function printed every three inches. The harness shall be protected by an overbraid that is heat and cut resistant. Central power distribution wired to a master power switch in the cab. Master power switch shall have a red indicator light.
  - The right front vertical compartment (RV1) to be 60" H x 35" W x 22" D. RV1 shall be vented for oxygen-acetylene bottle storage. Equipped with:
    - (2) bottle oxy/acetylene bottle holder with metal retainer (nylon strap unacceptable) installed opposite the drawer unit mounted onto pull out tray.
    - ReelCraft p/n TW 7450 (no sub) 1/4" x 50' spring rewind oxy/acetylene hose reel installed to the ceiling of the compartment with tap blocks, no holes through body. Reel shall be recessed into compartment to allow for storage of full height oxy/acetylene bottles.
    - Drop down pipe support bracket mounted on RF corner of body
    - Poly spacer
    - Stainless steel hardware
    - Powder coated white
    - (1) Boise Metal works P/N BMW02201201 (or equal) spray can/ torch tip trays installed on the inside of the compartment rear door.
    - CTE HD Steel 182216 (no sub) heavy duty (8) drawer unit. The drawer unit shall consist of (1) 7" (2)-5", (5)-3" with 250 lbs slides and rubber pads in each drawer. The drawer unit will be installed into the compartment floor. Drawers to have standard divider kits.
    - (1) full width fixed shelf on top of the drawer unit
    -
  - The second right side vertical compartment (RV2) shall have a single door. The compartment shall be 60"H x 35"W x 22" D. Equipped with:
  - (1) Full width adjustable shelf
  - Vanair Control Center to be mounted in compartment
  - The right side horizontal compartment (RH) shall have overlapping double doors. The compartment shall be 24"H x 51"W x 22" D. Equipped with:
-



- (1) adjustable shelf
- CTE HD Steel 181635 (no sub) heavy duty (8) drawer unit. The drawer unit shall consist of (5)-3" with 250 lbs slides and rubber pads in each drawer. The drawer unit will be installed into the compartment floor. Drawers to have standard divider kits.
- (1) full width fixed shelf on top of the drawer unit
- Aims 3600 watt modified sine wave inverter P/N 360012120w (No Sub) with on/off remote P/N RC300 (No Sub). Inverter to be installed using 4/0 cable with a 35 amp fuse. Install the inverter fuse into the positive lead. Fuse should be located within 12" of battery. Install 3/4" strain relief fitting where cable enters compartment. Install remote on/off switch in cab on dash wired to only turn on inverter when ignition key is in run position.
- Electrical power strip installed, includes (6) 110V outlet plugs and built in surge protection.
- Pull-out work platform installed to compartment floor. Emberton p/n 180443 (no sub).

➤ The right rear compartment (RR) shall be constructed from one-piece 3/16" steel sides and a 3/4" steel top with reinforcing vertical plates welded perpendicular to the top plate. This compartment shall be structurally connected to the torsion box sub-frame and the outrigger housing support members. The compartment shall incorporate a drip pan that routes any water that may enter through the crane mounting area, out of the compartment. This compartment shall have a single, forward swinging door, which shall incorporate crane control storage. The crane compartment must be an integral part of the body and shall be 60"H x 27"W x 22" D. Equipped with:

- Radio transmitter storage cradle.
- Air hose reel (see spec 20).
- 5 Gallon Water cask mounted on slide out. Emberton p/n EMB160315 (no sub).

➤ The left front vertical compartment (LV1F) shall have a single door. The compartment shall be 60"H x 35"W x 22" deep. Equipped with:

- (4) adjustable shelves
- LED strip lights
- Floor to be reinforced with 1/8" Steel diamondplate on floor.

➤ The second left side vertical compartment (LV1R) shall have a single door. The compartment shall be 60"H x 35" W x 22" D nominal. Equipped with:

- CTE HD Steel 183516 (no sub) heavy duty (8) drawer unit. The drawer unit shall consist of (1) 7" (2)-5", (5)-3" with 250 lbs slides and rubber pads in each drawer. The drawer unit will be installed into the compartment floor. Drawers to have standard divider kits.
- (1) full width fixed top shelf above drawer unit
- (4) torch tip/spray can tray BMW P/N 10210220 (No Sub) mounted to compartment doors

<ul style="list-style-type: none"> <li>➤ The left side horizontal compartment (LH) shall have overlapping double doors. The compartment shall be 24”H x 51”W x 22”D nominal. Equipped with: <ul style="list-style-type: none"> <li>- (1) adjustable shelf</li> <li>- CTE HD Steel 181635 (no sub) heavy duty (5) drawer unit. The drawer unit shall consist of (5)-3” with 250 lbs slides and rubber pads in each drawer. The drawer unit will be installed into the compartment floor. Drawers to have standard divider kits.</li> <li>- (1) full width fixed shelf on top of the drawer unit</li> <li>- Pull-out work platform installed to compartment floor. Emberton p/n 180443 (no sub)</li> <li>- LED strip lights.</li> </ul> </li> <li>➤ The left rear vertical compartment (LR) shall have a single door. The compartment shall be 60”H x 22”D x 27”W nominal. Equipped with: <ul style="list-style-type: none"> <li>- 1” x 50’ air hose reel</li> <li>- Safety valve.</li> <li>- ½” x 25’ twin line hydraulic hose reel.</li> <li>- LED strip lights.</li> <li>- ½” x 25’ twin line hose extensions.</li> <li>- Flow control for hydraulic tool circuit.</li> </ul> </li> <li>➤ Maxxima LED strip lighting (No Sub) shall be installed in all compartments on the top and the sides. Lighting to be installed with angled aluminum strips and dip clamps. Two-sided tape will not be accepted. Controlled by switch panel in RR compartment **Not to be mounted in compartments with tanks(RV1)</li> <li>➤ Install LED Go Light (no sub), on the corner on the curbside front of the body. On the front of body location use mounting plate p/n BMW09261204 (or equal).</li> <li>➤ (2) Chock holders installed CS side in fender wells. Provide (2) wheel chocks.</li> <li>➤ (2) 110v GFI electric outlets as follows: <ul style="list-style-type: none"> <li>➤ (1) C/S rear of body wired to inverter</li> <li>➤ (1) at the base of the laptop stand wired to inverter</li> </ul> </li> </ul>	
<div style="display: flex; justify-content: space-between;"> <span><u>CARGO AREA</u></span> <span><u>SPECIFICATION NO.17</u></span> </div>	<u>VARIANCE</u>
<ul style="list-style-type: none"> <li>➤ Jobox 48" Heavy Duty Steel Storage Chest installed as follows: <ul style="list-style-type: none"> <li>- Mounted in cargo area by hydraulic tank without legs</li> <li>- 48"W x 24"D x 27"H</li> </ul> </li> <li>➤ Heavy duty cab protector BMW P/N 20213240 (No Sub). Cab protector must be welded in place and seam sealer applied to joints before paint.</li> </ul>	<p>Meet or exceeds specification.</p>

<ul style="list-style-type: none"><li>➤ Open top storage box p/n BMW09261202 (or equal) installed on the street side compartment top). Expanded metal on inside wall both ends solid. Box to be stitch welded in place and seam sealed before painted. 11' of E-Track mounted outside inner wall (length of body) w/ (8) 6" swivel hooks. Open chute storage door to be utilized on rear end of box with spring assist quiet latch with chain.</li><li>➤ Curb-side block storage compartment Boise Metal Works p/n BMW10090601R3 (or equal) installed on the compartment top behind hydraulic oil cooler and ending before the crane. Rubber pad installed on the floor. Weld on with drains to the cargo area.</li><li>➤ (8) Boise Metal Works swivel hooks BMW11041301 (or equal) installed to E-Track on the ladder storage box. Constructed of ½" rods with 4" throw. E-Track to run full length of ladder storage and be stitch welded and seam sealed before paint.</li><li>➤ Shovel holders and (2) D rings to be mounted on top of SS compartment in towards rear open area.</li><li>➤ Gas tamper/air hammer and jackhammer storage installed:<ul style="list-style-type: none"><li>- Mounted on SS rear of body to electric/hydraulic outrigger with tube cap on top</li><li>- Plates to match specific equipment utilized by the city (See drawings for reference)</li></ul></li><li>➤ Step bolt on hand rail installed on rear of body as follows:<ul style="list-style-type: none"><li>- Powder coated Yellow</li><li>- Installed with stainless steel hardware</li></ul></li><li>➤ 15 Ton Capacity Pintle Hook</li><li>➤ E-Track installed in Cargo Area as follows.<ul style="list-style-type: none"><li>- (1) 11' rows of E-track on CS wall. (1) at top of compartment and (1) ½ way to floor.</li><li>- (8) ½ " x 6" locking hooks on e-track</li><li>- (2) 11' rows of E-track on SS wall. (1) at top of compartment and (1) ½ way to floor.</li><li>- (8) ½ " x 4" locking hooks on e-track</li></ul></li></ul>	
<div>WORKBENCH</div> <div>SPECIFICATION NO.18</div>	<div>VARIANCE</div> <div>Meet or exceeds specification.</div>
<ul style="list-style-type: none"><li>➤ Boise Metal Works p/n BMW11071302 (no sub) rear bumper storage compartment installed. 3/8" X10 steel plate lid and end plates with 2" clamping lip. Locking hidden hinged lid. Lock pin accessible through curbside bumper compartment side door. Safety prop rod for bumper</li></ul>	

<p>lid to be included in design. Cross bars installed at the bumper through compartment ends. Grip tape installed on bumper top.</p> <ul style="list-style-type: none"> <li>➤ Install a hydraulic lift platform for a ground tamper that is 16" x 20" and has a 500 lbs capacity. Also, to include Jackhammer holder. The tamper platform must lower to ground level using an electric over hydraulic cylinder with controls in the LR compartment. The platform must be able to stow in a fixed position with a quick release locking pin. To include locking storage, stand for hydraulic breaker. Tamper &amp; jackhammer lift holder rods to use lock pins in lieu of cotter pins. CS vise hitch pin to use lock pin as well. The saddle arm to be applied with black Speed liner. <b>3D drawings of lift platform are required within two weeks of award of bid.</b></li> <li>➤ Boise Metal Works pull out step p/n BMW07080901 (no sub) installed on the street side and curb side of the rear bumper &amp; Speed liner black.</li> <li>➤ O'Reilly 12v quick plug (77341102427) installed: <ul style="list-style-type: none"> <li>➤ -Mounted on SS rear of body</li> <li>➤ -(2) 12v outlets</li> <li>➤ -110 V GFI</li> </ul> </li> <li>➤ Install 6 ½" Wilton Trade-master p/n 1765 vise (or equal) on the curbside corner of the bumper with adjustable vise mount, p/n CTE17181920 (no subs)</li> <li>➤ Ridgid(1VUV9) pipe vise installed on removable vise mount <ul style="list-style-type: none"> <li>-Locking pin</li> <li>-Powder coat red with adjustable vise mount, p/n CTE17181921 (no subs)</li> </ul> </li> <li>➤ Install hand rail on curbside of workbench bumper for cargo area access (see illustration).</li> <li>➤ Vise mount slots to be located in 3 locations on workbench bumper for accessibility.</li> </ul>	
<div>Hydraulic CRANE</div> <div>SPECIFICATION NO. 19</div>	<div>VARIANCE</div>
<ul style="list-style-type: none"> <li>➤ Electric crane shall be a Stellar 12621 (or equal) mounted on the curb side of the mechanics body and have a maximum lifting capacity of 12,000 lb and 3,140 lb at 21 ft. with a rating of 77,800 ft-lb.</li> <li>➤ The extension boom shall consist of two telescoping booms which shall telescope hydraulically and manually to 21'.</li> <li>➤ The horizontal reach from centerline of rotation shall not be less than 21'</li> <li>➤ Lifting height from crane mounting surface shall be no less than 23'.</li> </ul>	<p>Meet or exceeds specification.</p>

- 
- The crane boom support shall be non adjustable mounted to the service body on a reinforcement plate to protect the body from distortion, welded and sealed. Crane to set as close to horizontal as possible. No holes in the compartment top.
  - Crane functions shall be proportional with manual override. Fully functional FM remote control pendant. A FM bypass cable must be provided.
  - Transmission driven hot shift PTO with direct mount tandem section hydraulic pump to provide a minimum of 10gpm @ 3,000 psi to crane and tool circuit. **Pumps will need to be sized at approximately 12gpm to allow for hydraulic fan operation at the Hydrapak.** The PTO shall not engage while the transmission is in gear.
  - Hydraulic system to be equipped with a Hydrapak MH3T hydraulic drive cooling system mounted to the front cargo area. Shut-off ball valves must be included to aid in filter replacement. O-ring or JIC fittings on tank, no pipe thread accepted. System must be capable of operating in extremely hot weather 120 degree (F) plus for extended periods of time.
  - 17-gallon hydraulic tank, Boise Metal Works Part# BMW06151103 (or equal) installed against the bulkhead of the body using a 2" non-vented filler cap and a 5 micron breather filter. Tank to be powder coated white to match body. MH3 T and tank combination must be installed as per manufacturer recommendations.
  - Hydraulic system shall be equipped with a 40 GPM, 10 micron return filter.
  - All hydraulic/hose fittings shall be JIC or O-ring. No pipe thread allowed.
  - Engine start function shall not operate unless transmission is in neutral and parking brake is set.
  - Engine shall be equipped with an electronic variable idle speed control.
  - Single line speed to be at a minimum of 60 fpm.
  - Crane shall be equipped with automatic overload protection.
  - The lift side of cylinders must be equipped with counter balance valves to prevent sudden cylinder collapse in case of hose or other hydraulic failure.
  - The crane shall have no less than 400 degrees of power rotation.
-

<ul style="list-style-type: none"> <li>➤ Rear hydraulic out/in; up/down outriggers installed. Outrigger control panel located in RR compartment. Hydraulic outrigger functions operated with electric over hydraulic rocker switches.</li> <li>➤ Anti-two block prevention</li> <li>➤ Buzzer/light indicator for radio remote transmitter installed. Buzzer/light will be activated whenever radio remote transmitter is not plugged into socket in crane compartment or an emergency brake is released.</li> <li>➤ Must meet OSHA 1910.180 requirements and ANSI B30.5 safety standards</li> <li>➤ Certified crane inspection must be provided upon truck delivery.</li> </ul>	
<div style="display: flex; justify-content: space-between;"> <span><u>COMPRESSOR / GENERATOR</u></span> <span><u>SPECIFICATION NO. 20</u></span> </div>	<u>VARIANCE</u>
<ul style="list-style-type: none"> <li>➤ Vanair Genair Under-Deck 125 CFM @ 150 psi air compressor (no sub), shaft driven with integral 7.2 kw generator.</li> <li>➤ Hot shift PTO with control switch audio alarm and indicator light in a clear forward view of the driver.</li> <li>➤ 2.5 inch 1310 series driveline with universal joints, yoke and companion flange</li> <li>➤ Compressed air plumbed to the pneumatic service reel located in RR compartment. There shall be shut off valve for the hose reel and a storage coupler for the hose end.</li> <li>➤ A filter/luber/regulator is to be installed in the RR compartment with a synflex hose plumbed through the floor to drain the filter.</li> <li>➤ Vanair V-Tec Total Electronic Control and Diagnostic System installed.</li> <li>➤ Vanair Genair control panel with hertz meter for (4) 110v socket and (1) 230v socket built-in installed in RV2 compartment. To include one additional 20amp breaker for A/C cord reel.</li> <li>➤ 22 gallon frame mount air tank installed between frame rails under rear bumper. Tank to be plumbed to compressor with 500psi stainless steel reinforced hose.</li> <li>➤ Aluminum air distribution block, Custom Fluid Power P/N MANIFOLD (or equal) installed at the rear of the body on the curb side with 3 ports to be plumbed directly to air tank for unregulated air supply.</li> <li>➤ Compressor system must be equipped with an automatic blow-down valve.</li> <li>➤ Sight glass to include 90-degree fitting for visibility from curbside</li> </ul>	<p style="text-align: center;">Meet or exceeds specification.</p>

<ul style="list-style-type: none"> <li>➤ Air Drain valve kit to be installed underneath body not to protrude beyond the body sides. P/N CTE16079102</li> <li>➤ Bidder must be an authorized distributor for Vanair products and be able to provide proper installation, warranty, repairs and maintenance on entire Vanair system.</li> </ul>	
<div>HYDRAULIC TOOL CIRCUIT</div> <div>SPECIFICATION NO.21</div>	<div>VARIANCE</div>
<ul style="list-style-type: none"> <li>➤ Open-center hydraulic tool circuit system</li> <li>➤ Provide, install, and plumb a Reel-craft Reel model TH88000 OMP (no sub). Reel to be equipped with 50 ft of Gates Twin Line, Part# 8CM2T-MP 3500 psi hydraulic hose with quick disconnect Weatherhead #FF495-4 and #ff491-4 fittings. Hydraulic service reel to be supplied hydraulic fluid at 10GPM at 2,500 PSI by the PTO hydraulic pump. Tool circuit to be controlled by electric over hydraulic control valve. Reel to be mounted to ceiling of RV1 compartment using pre-tapped mounting plate. No holes through body. Include nozzle drip tube for storing tool circuit hose connections.</li> <li>➤ Hydraulic system to utilize the same tank and filter system used for the crane.</li> <li>➤ All hydraulic hoses shall be properly anchored and protected at chafing points.</li> <li>➤ <u>All hydraulic/hose fittings shall be JIC. Or O-ring. No pipe thread allowed.</u></li> <li>➤ All components such as compressor hose reels and lights shall be mounted and installed per/to manufacturer recommendations</li> <li>➤ Crane, compressor, generator and hydraulic tool circuit must be able to operate simultaneously and efficiently at the same engine RPM not to exceed 1,400. Remote engine start and high idle function shall not operate unless transmission is in neutral and parking brake is engaged. Generator to have 60hz output. (Note: Compressor will operate at approximately 125 CFM when all functions are in operation)</li> <li>➤ Hydraulic system shall have adequate capacity and cooling to prevent overheating when operating at high temperatures 120 degrees plus for extended periods of time.</li> <li>➤ Transmission shall auto-neutral when PTO's are engaged. Auto neutral over ride switch will not be accepted.</li> </ul>	<p>Meet or exceeds specification.</p>





<p>PART &amp; COMPONENTS CONTACT INFORMATION:</p> <ul style="list-style-type: none"><li>➤ Boise Metal Works 11345 W. President Avenue Boise, ID 83713 208-376-7777</li><li>➤ Custom Fluid Power 16083 Franklin Blvd. Suite #1 Nampa, ID 83687 208-461-7153</li></ul>	



City of North Las Vegas- Bid B-1667 Utility Crew Trucks with Crane Current Delivery Timetable

CTE Job	Description	Order Date	Chassis Arrival	NLV Unit Number	VIN#	Material Available	Start Date	Completion Date	Comments
	Intl. Stellar TMAX 2 12621 Genair #1		3/3/2023			4/21/2023	04/24/23	06/09/23	Timetable is current estimate
	Intl. Stellar TMAX 2 12621 Genair #2		3/3/2023			4/21/2023	04/24/23	06/09/23	Timetable is current estimate

[WWW.COBALTTRUCK.COM](http://WWW.COBALTTRUCK.COM)

**Nampa, ID**  
345 W Karcher Rd.  
Nampa, ID 83687  
**208-887-7788**

**Spokane, WA**  
4620 East Trent Avenue  
Spokane, WA 99212  
**509-534-0446**

**Las Vegas, NV**  
1607 Industrial Road  
Las Vegas, NV 89102  
**702-385-4475**

**San Antonio, TX**  
4691 FM 1516  
Converse, TX 78109  
**210-667-9242**