

# NORTH LAS VEGAS GRANTS REPORT 2024

---



08.21.2024

# REPORT ON FY24 GRANT ACTIVITY

## Overview of North Las Vegas Grants

- FY24 OVERVIEW
- PROVIDE OVERVIEW OF NORTH LAS VEGAS INVESTMENTS
- PROGRESS WITH NON PROFIT & SUBAWARD WORK
- FUTURE GOALS/APPLICATIONS

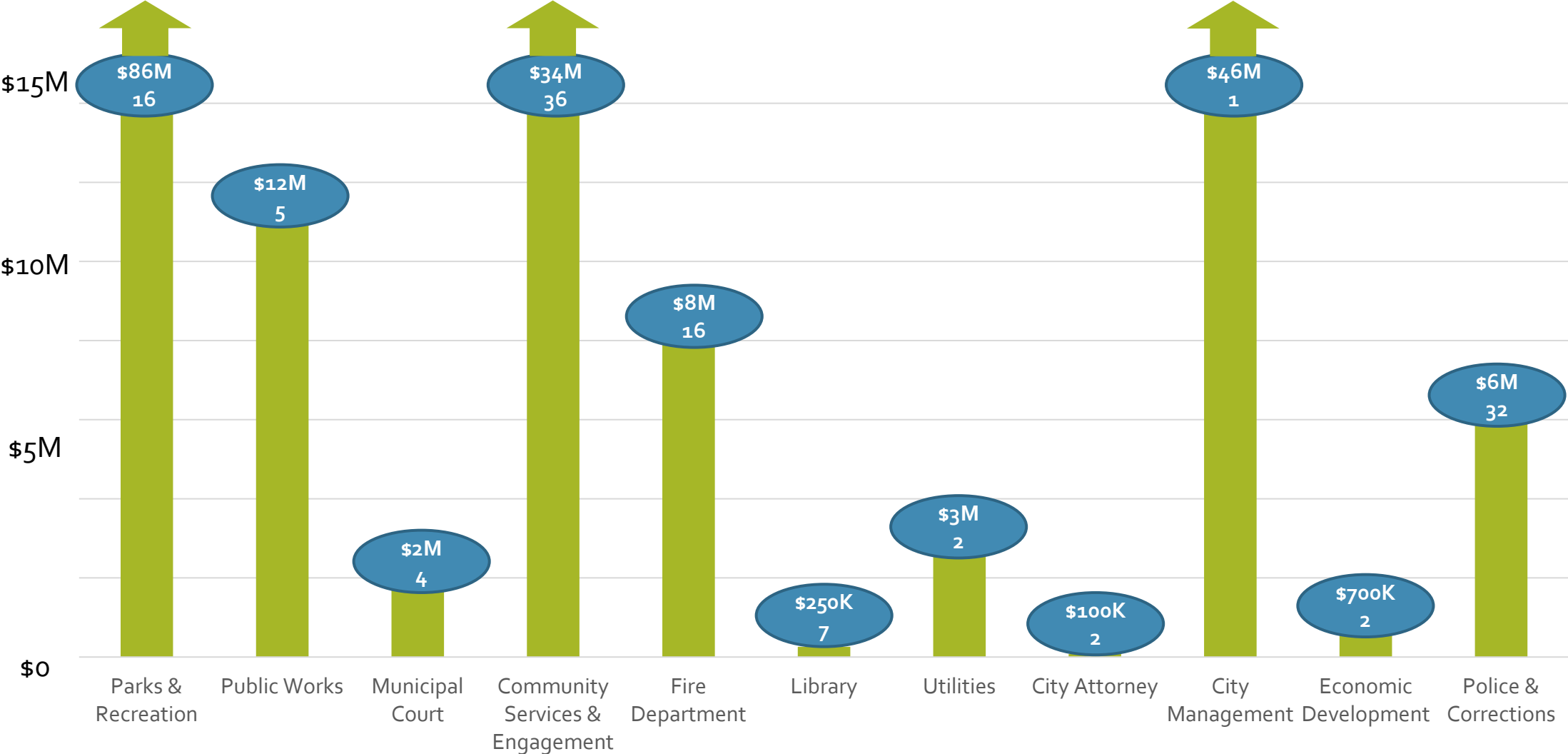
# GRANTS BIG PICTURE FY24

\$204M

131 Grants



# 2024 BY DEPARTMENT



# HOW ARE WE DOING IT?

Annual Applications (Entitlement & Repeat)

New Competitive

Earmarks

Partnership Applications


Community Subawards

Sustainable Revenue Opportunities

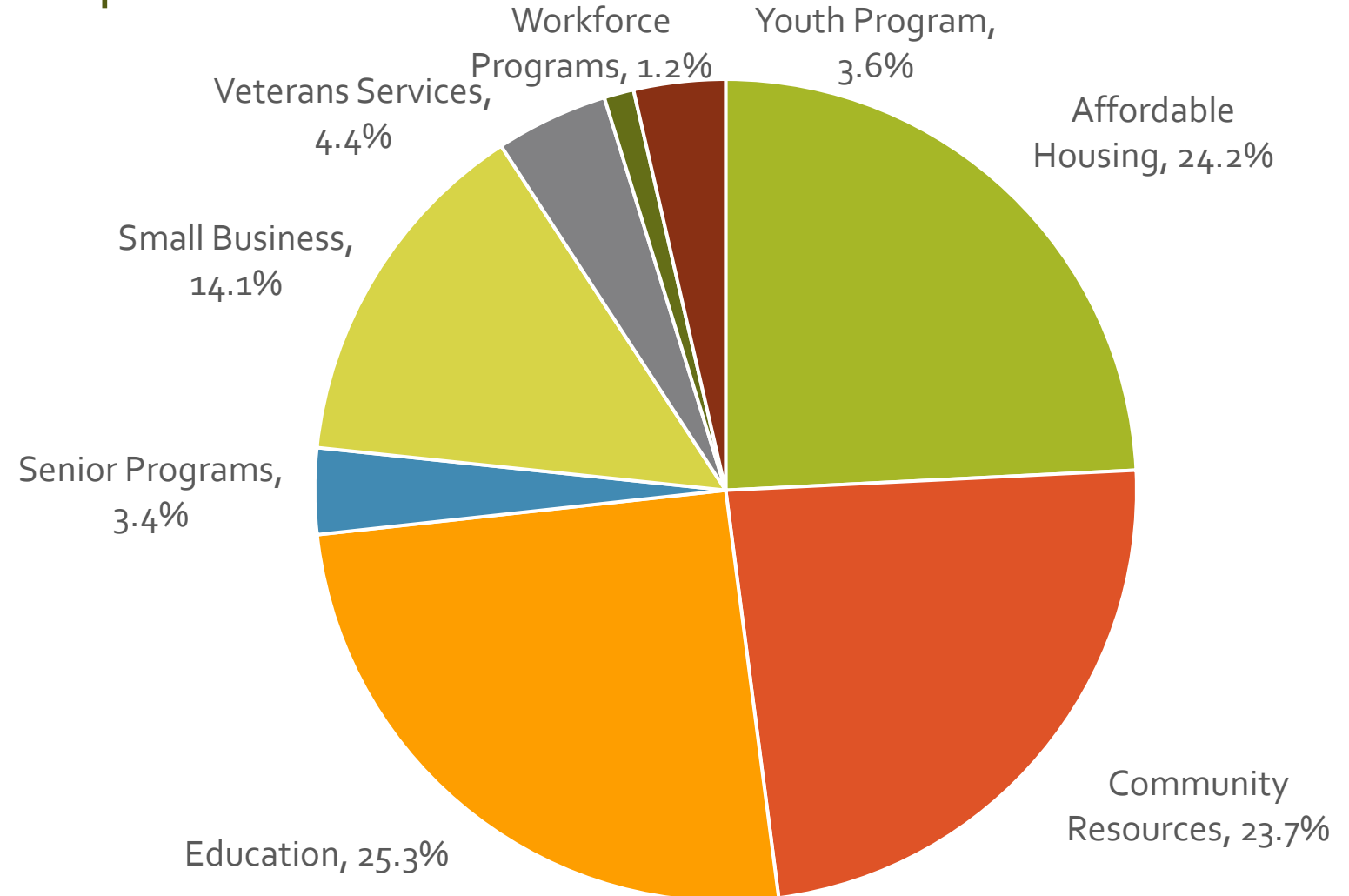

# Community Programs Operating Now!

\$40.9 M Operating in FY 24

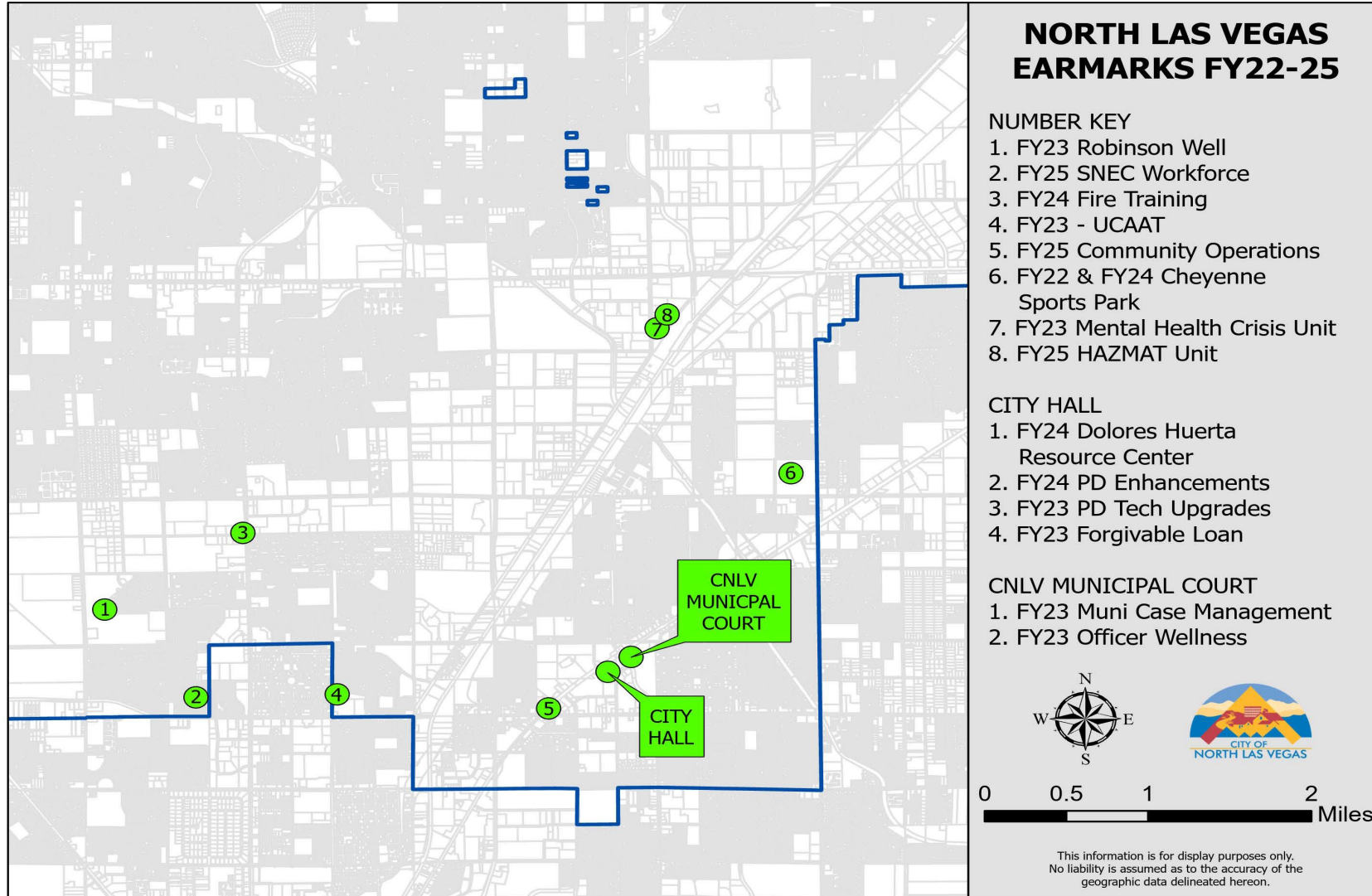
## Partner Subawards



## City Operated Community Programs



# CONGRESSIONALLY DIRECTED REQUESTS



J:\ESR\Arc\_Projects\2024\24-032\_LeslieNix\_Request\MyProject11\MyProject11.aprx

# COMMUNITY PARTNERS


100 Black Men	Forgotten Not Gone	LV Employment Project	Silver State Education
Access Community Capital	Foster Kinship	Make the Road Nevada	Southern Nevada Health District
Baby's Bounty	Foundation For Positively Kids	Nevada Diabetes Association	Southern Nevada Regional Housing Authority
Blind Center of Nevada	Girls on the Run	Nevada GrantLab	The Just One Project
Boys & Girls Club	Helping Hands	Nevada Partners	The Salvation Army
Capability Health	HELP of Southern Nevada	NV Hand	The Shade Tree
Catholic Charities	Horses 4 Heroes	Opportunity 180	Three Square
Communities in Schools	Immigrant Home Foundation	Opportunity Village	UNLV
CORE	Iron Sharpens Iron	Prestamos	VMSN
CPLC	Jobs For Nevada Graduates	Public Education Foundation	Westcare
Cristo Rey	KL QOZB II Agora	Puentes	YMCA
Dignity Health	Lighthouse Charities	Rebuilding Together Southern Nevada	Zion United Methodist Church
Folded Flag Foundation	LION	SAFE House	
Foresight	Lutheran Social Services	Shade Tree	



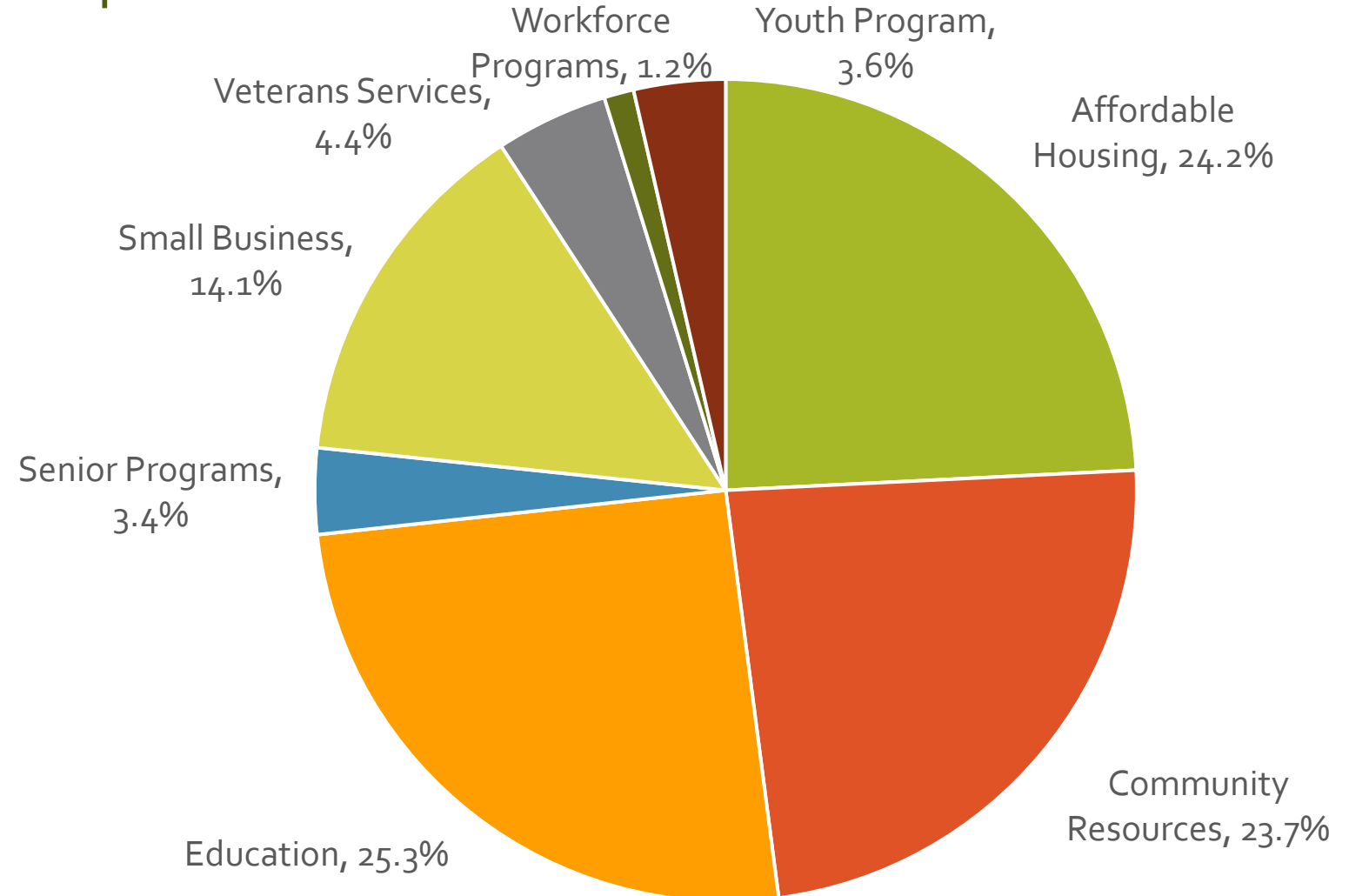

# Community Programs Operating Now!

\$40.9 M Operating in FY 24

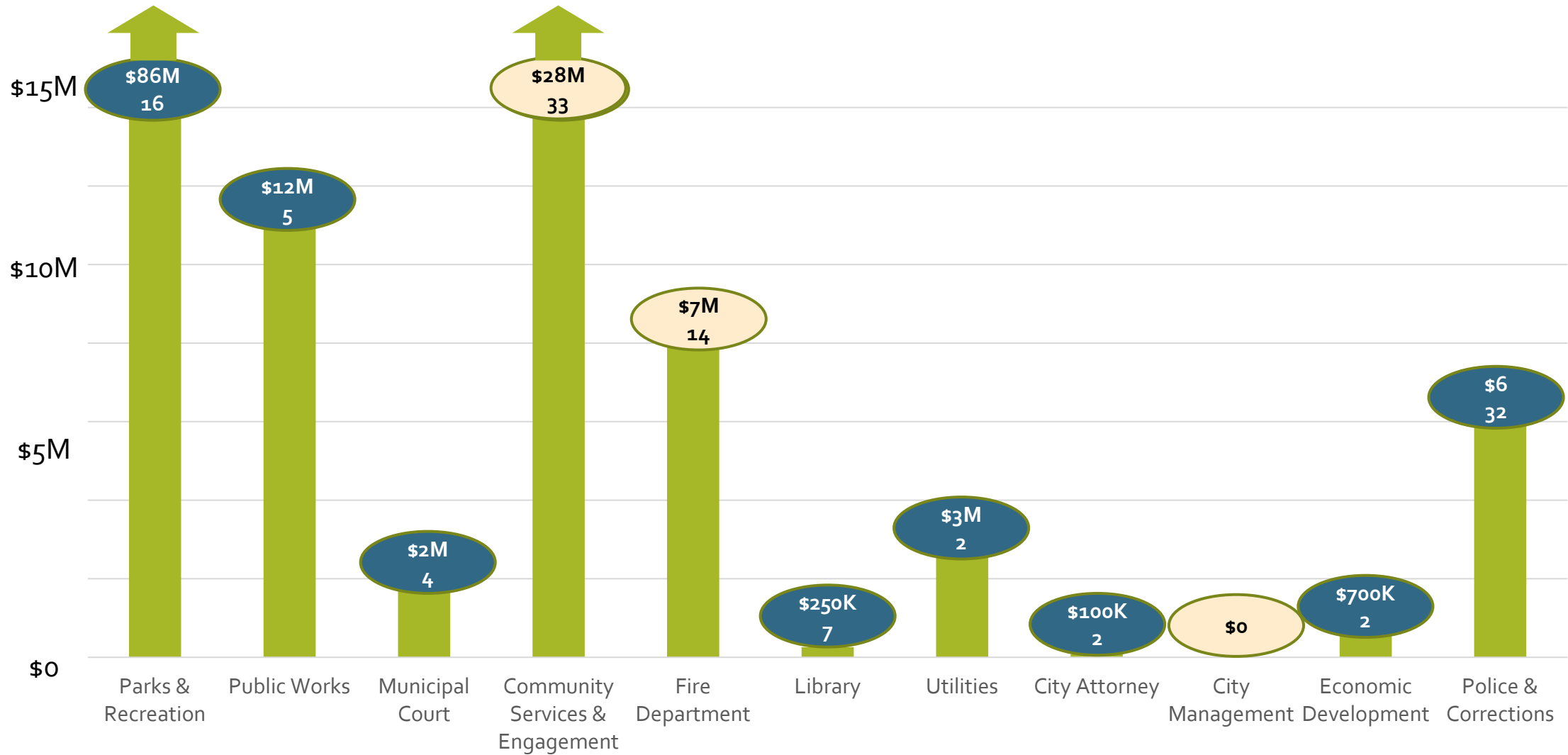
## Partner Subawards



## City Operated Community Programs



# POST COVID FUNDS BY DEPARTMENT - ESTIMATING 27% REDUCTION



# New Business Model with Partners

---

## TECHNICAL ASSISTANCE

TOOLS, HANDS-ON, SUSTAINABILITY

## MEASURABLE OUTCOMES & DELIVERABLES

COST PER UNIT, TIME, IMPACT

## OBJECTIVE BASED BUDGETING & BILLING

REIMBURSEMENT BASED ON DELIVERABLES



# Nevada GrantLab

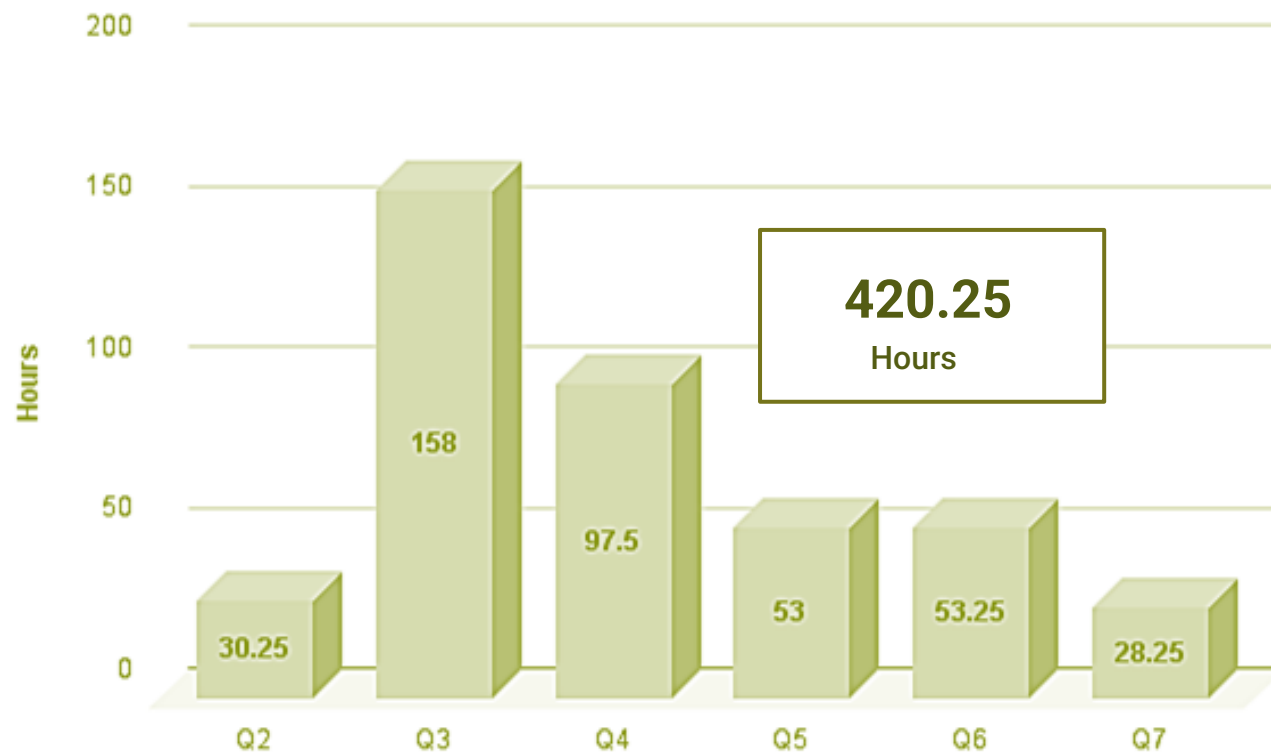
(November 2022-July 2024)

## OUTCOMES

### PROGRAM GOAL:

Nevada GrantLab's Technical Assistance and Grant Services provide nonprofits in North Las Vegas with organizational strengthening and support in pursuit of federal funding.

### Technical Support Provided to Organizations



**54**

**Organizations**

Engaged with GrantLab's Program.

**21**

**Completed Projects**

From Q2-Q7

# New Non-profits w/ARPA Funds

## 1<sup>st</sup> Time Subawards

JOBS FOR NEVADA GRADUATES  
(JAG)

LV EMPLOYMENT PROJECT

NEVADA GRANTLAB

IRON SHARPEN IRON

LIGHTHOUSE CHARITIES

100 BLACK MEN

CORE

MAKE THE ROAD NEVADA

CRISTO REY

GIRLS ON THE RUN

FOLDED FLAG FOUNDATION

CAPABILITY HEALTH

FORGOTTEN NOT GONE

IMMIGRANT HOME FOUNDATION

DIGNITY HEALTH

OPPORTUNITY 180

HORSES FOR HEROES

NEVADA DIABETES ASSOCIATION

BLIND CENTER OF NEVADA

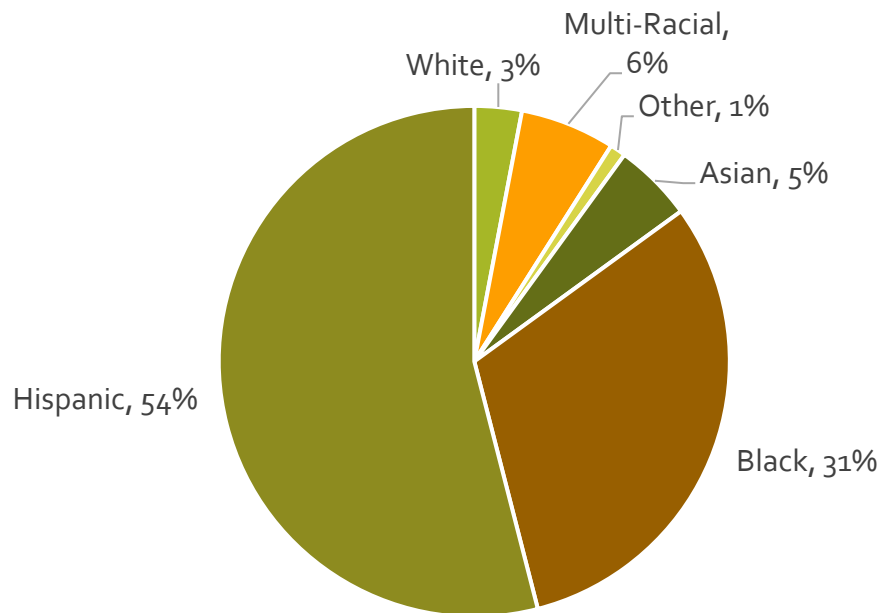
THE JUST ONE PROJECT

ACCESS COMMUNITY CAPITAL

### PROGRAM GOAL:

"Help youth facing multiple barriers to success to graduate, find a career pathway and by doing so, attain self-sufficiency.

Help youth graduate with a diploma and enter a full-time endeavor."



Participant Demographics, N=117

### TOP 5 SELF-IDENTIFIED BARRIERS UPON ENROLLMENT:

- Lacks marketable occupational skills for local labor market
- Economically disadvantaged
- Has a fear of speaking in public, is shy, or would like to develop healthy social skills
- Needs transportation to and from work or school
- A past record of excessive absences

	Outcomes Follow-Up Class of 2023	National Standards	Above/Below Standards (Class of 2023)
# of Participants	19		
Graduation	100%	90%	+10%
Job Placement	63.16%	60%	3.16%
F/T Employment	63.16%	60%	3.16
F/T Positive Outcomes	100%	75%	25%
Further Education	78.95%	35%	43.95

# Boys & Girls Club

January 2023 - June 2024

## OUTCOMES

### PROGRAM GOAL:

Enable youth, to reach their full potential as productive, caring, responsible citizens - expand opportunities for tutoring and computer coding programming at their James Clubhouse in North Las Vegas.

Total PowerHour Attendees	147
Total PowerUp Attendees	165
Total Tutoring Hours through Varsity Tutors	204
Total Members Tutored through Varsity Tutors	24

Total Elementary School Tynker Participants	158
Total Middle School Tynker Participants	22
Lines of Code Completed in Tynker	3,061
Total Projects Completed in Tynker	375
Total Member Certificates Awarded in Tynker	214

# Just One Project

April 2023 - June 2024

## OUTCOMES

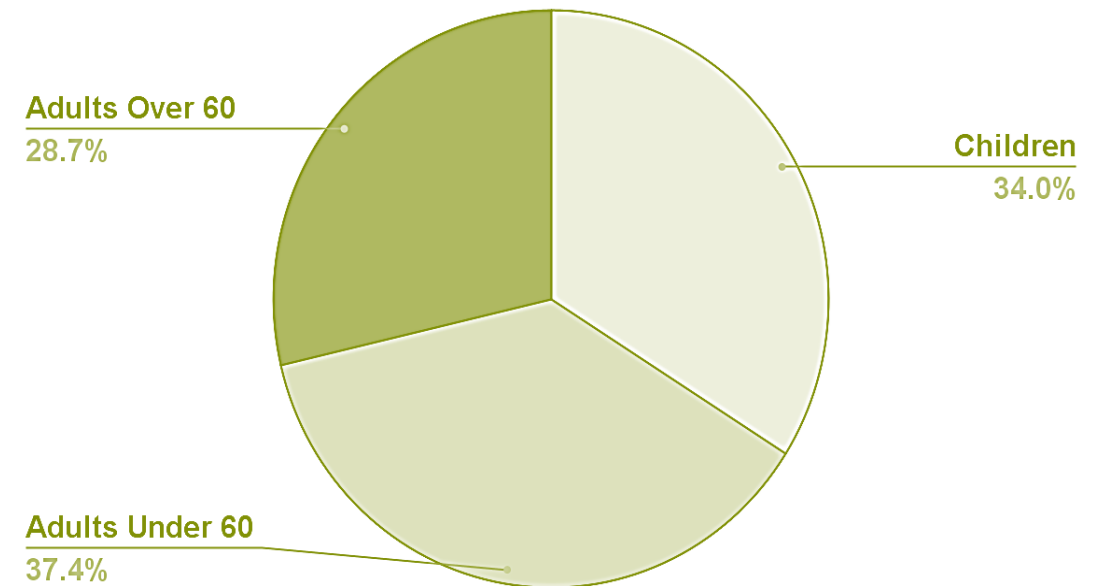
### PROGRAM GOAL:

On-site markets and pop-up pantries to distribute groceries and combat food insecurity needs.

### Impacts From 29 NLV Community Markets

Total Households Served	9,585
Total Individuals Served	18,979
Total Pounds of Food Distributed	191,730

*Distribution of Age Groups Served*





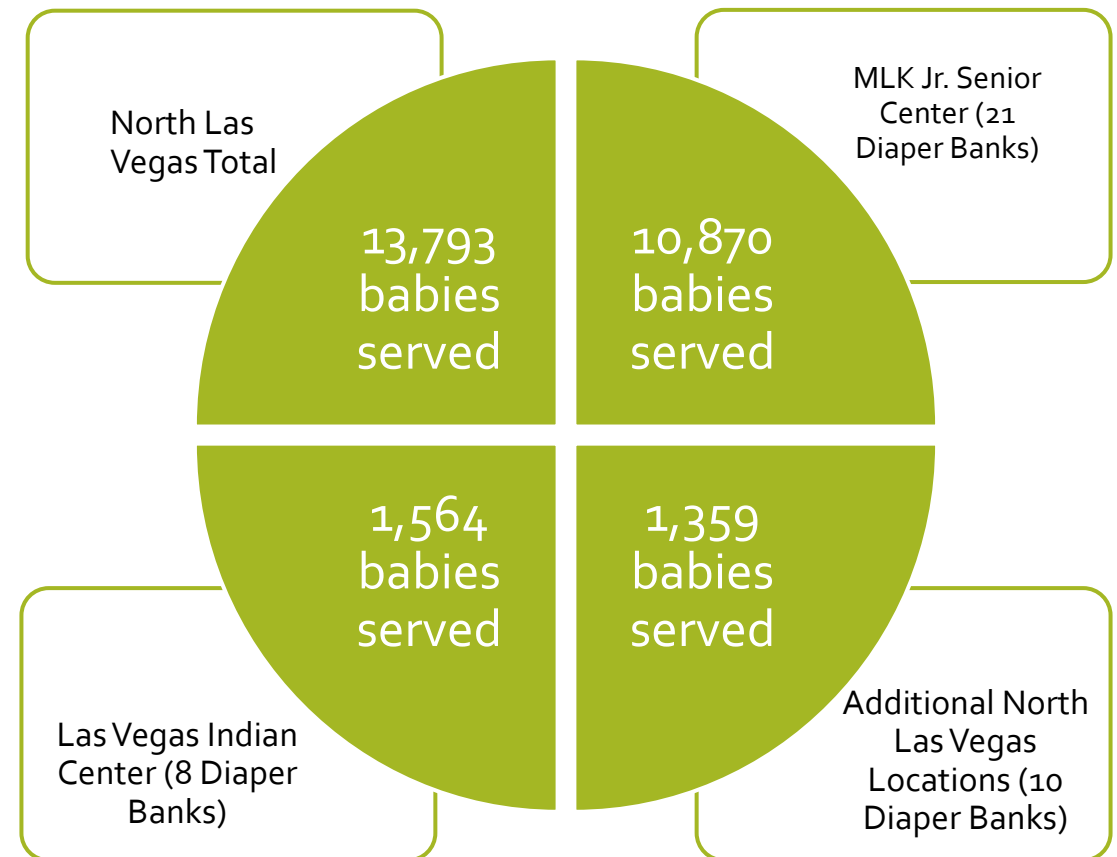
# Baby's Bounty

November 2022-July 2024)

## OUTCOMES

### PROGRAM GOAL:

"Assists families who are unable to provide diapers and wipes for their infants and toddlers. Each registered child receives a one-week supply of diapers and wipes."

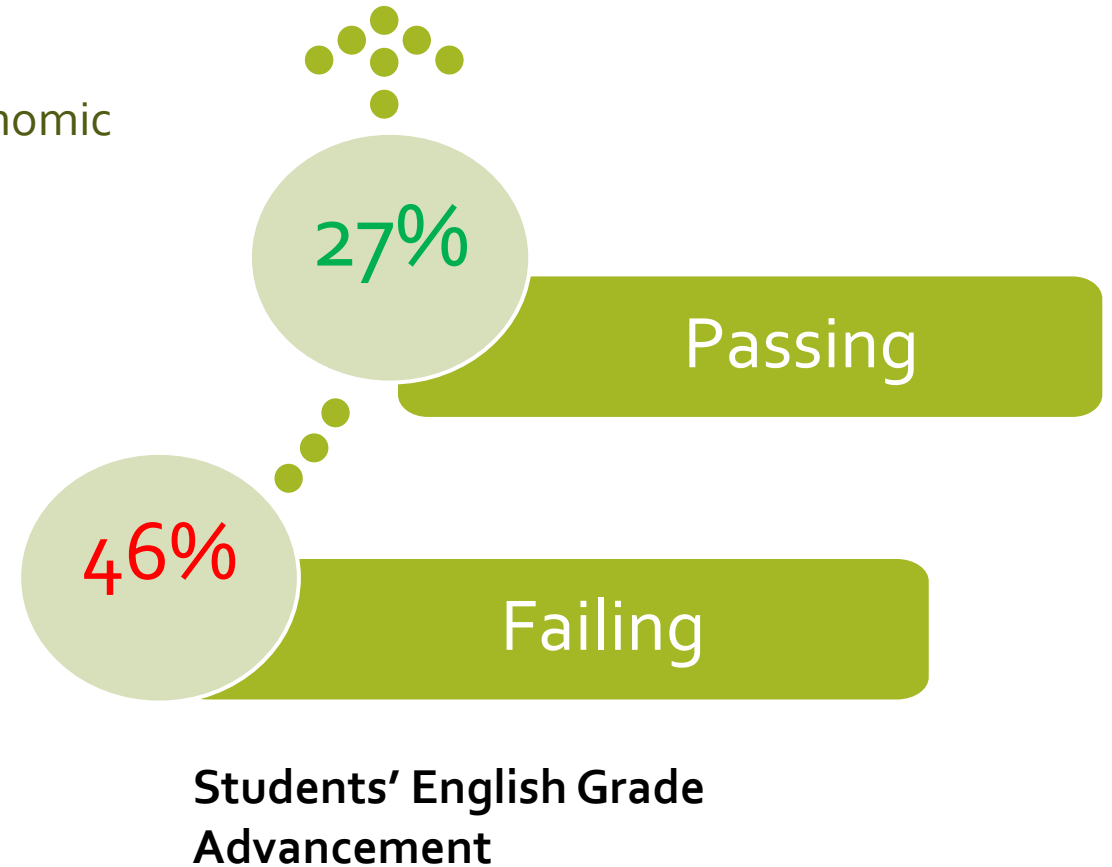
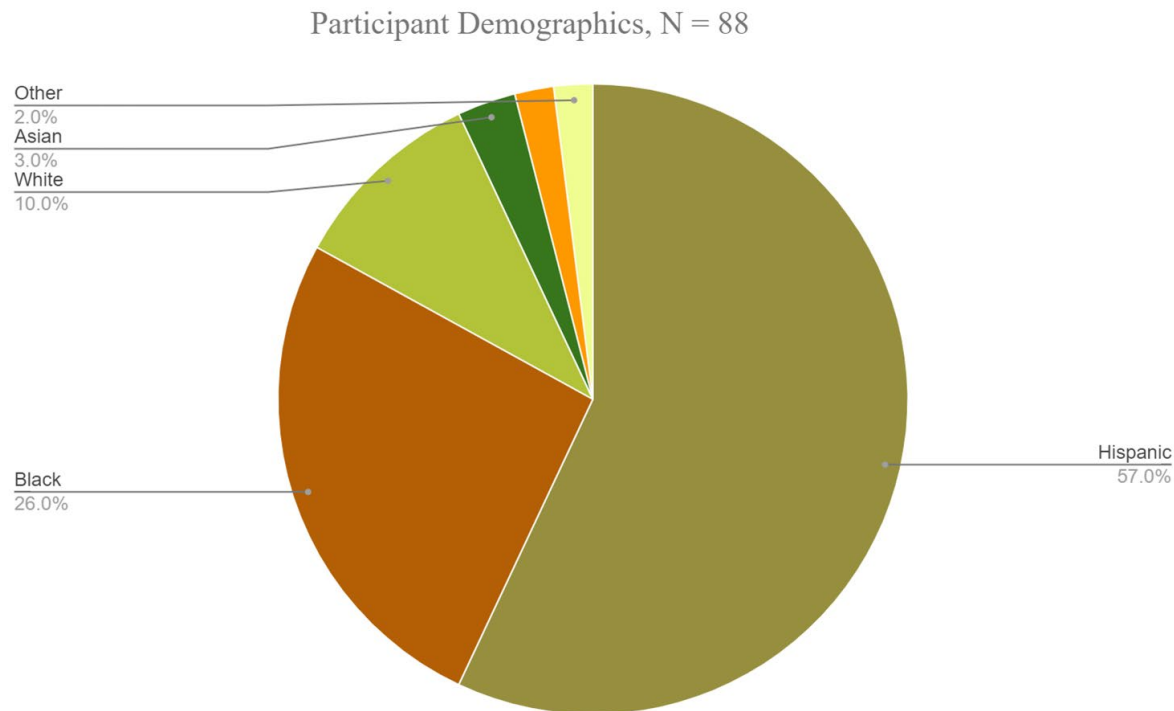


# CORE (July 2024)

## OUTCOMES

### PROGRAM GOAL:

CORE provides wraparound services for Scholars and families, to ensure barriers are removed to create economic mobility that allows families to live choice-filled lives.



# Opportunity Village (April 2024 – June 2024)

## OUTCOMES

Establish a vital link between program participants with intellectual and developmental disabilities and North Las Vegas businesses, offering participants valuable opportunities to train and develop employment skills.

Unduplicated NLV citizens with intellectual and/or developmental disabilities received prevocational, employment training, and/or supported employment services

185

Unduplicated people (across LV Valley) with intellectual and/or developmental disabilities received prevocational, employment training, and/or supported employment services

55

Total Hours of Supports Provided (NLV Citizens and LV Valley residents) .

45,728

### EMPLOYMENT ORGS

Clark County School District in  
NLV

North Las Vegas City Hall  
Cox Communications  
Starbucks  
Outback Steakhouse

# Forgotten Not Gone

## OUTCOMES

Veteran Trike Brigade program is a peer-supported, outdoor recreation program utilizing specialized, adapted, electric recumbent trikes encouraging veterans and active-duty military members to get out of their homes, interact in the community, and re-engage in their lives; to prevent veteran and active-duty suicide.

### Central Community Events

- Women's Warrior Rides
- Craig Ranch Rides
- Wednesday Night LV Rides
- Morning Outreach Rides

### Imminent Community Events

- Veteran Mentorship Program: fostering leadership skills and connections between veteran mentors and mentees.
- Ladies Night Out
- Men's Only Rides

### Community Footprint

- Nominated and obtained the Veteran Nonprofit of the Year by the Vegas Chambers Military Affairs.
- Represented the organization at the Legislative Committee on Senior Citizens, Veterans, and Adults with Special Needs.
- Collaboration rides with fellow nonprofits, Lionheart Recovery Center and Sister Sober as well as Wynn Casino Veterans and their families



# Community Input & Engagement

- 10 City Boards & Committees
- Public Meetings
- Notices
- Website
- Text Messaging
- Email
- Mailer Inserts
- Bus Stops
- Community Partners
  - Grassroots
  - Co-Branding/Publicizing



# THANK YOU!



Question and Discussion